

PRELIMINARY OFFICIAL STATEMENT, DATED OCTOBER 3, 2025

NEW ISSUE
BOOK-ENTRY ONLY
BANK QUALIFIED

Ratings:
S&P: “AA” (Stable Outlook)
AG INSURED
S&P: “AA-” (Stable Outlook) UNDERLYING
See “BOND RATINGS” herein

Subject to compliance by the District with certain covenants, in the opinion of Chapman and Cutler LLP, Chicago, Illinois (“Bond Counsel”), under present law, interest on the Bonds is excludible from gross income of the owners thereof for federal income tax purposes and is not includible as an item of tax preference in computing the federal alternative minimum tax for individuals. Interest on the Bonds may affect the corporate alternative minimum tax for certain corporations. Interest on the Bonds is not exempt from present State of Illinois income taxes. See “TAX EXEMPTION” herein for a more complete discussion. The Bonds are “qualified tax-exempt obligations” under Section 265(b)(3) of the Internal Revenue Code of 1986, as amended. See “QUALIFIED TAX-EXEMPT OBLIGATIONS” herein.

Community High School District Number 307
Kankakee County, Illinois
(Bradley-Bourbonnais)
\$9,945,000* General Obligation School Bonds, Series 2025

Dated: Date of Delivery

Due: December 1, as further described on the inside cover page

The General Obligation School Bonds, Series 2025 (the “Bonds”), of Community High School District Number 307, Kankakee County, Illinois (the “District”), will be issued in fully registered form and will be registered initially only in the name of Cede & Co., as registered owner and nominee of The Depository Trust Company, New York, New York (“DTC”). DTC will act as securities depository for the Bonds. Purchasers of the Bonds will not receive certificates representing their interests in the Bonds purchased. Ownership by the beneficial owners of the Bonds will be evidenced by book-entry only. Payments of principal of and interest on the Bonds will be made by UMB Bank, National Association, Kansas City, Missouri, as bond registrar and paying agent, to DTC, which in turn will remit such payments to its participants for subsequent disbursement to the beneficial owners of the Bonds. As long as Cede & Co. is the registered owner as nominee of DTC, payments of principal of and interest on the Bonds will be made to such registered owner, and disbursement of such payments will be the responsibility of DTC and its participants. Individual purchases of the Bonds will be made in the principal amount of \$5,000 or any integral multiple thereof.

The Bonds will bear interest from their dated date at the rates per annum as shown on the inside cover page. Interest on the Bonds (computed on the basis of a 360-day year consisting of twelve 30-day months) will be payable semi-annually on each June 1 and December 1, commencing December 1, 2026.

Proceeds of the Bonds will be used to (a) finance various referendum-approved school building projects and (b) pay costs associated with the issuance of the Bonds. See “USE OF PROCEEDS” herein.

The Bonds are subject to redemption prior to maturity at the option of the District, as a whole or in part, on any date on or after December 1, 2034,* at the redemption price of par plus accrued interest to the redemption date. See “THE BONDS—Redemption” herein.

The scheduled payment of principal of and interest on the Bonds when due will be guaranteed under an insurance policy (the “Bond Insurance Policy”) to be issued concurrently with the delivery of the Bonds by Assured Guaranty Inc. (“AG”). See “BOND INSURANCE” and APPENDIX D herein.



In the opinion of Bond Counsel, the Bonds are valid and legally binding upon the District and are payable from any funds of the District legally available for such purpose, and all taxable property in the District is subject to the levy of taxes to pay the same without limitation as to rate or amount, except that the rights of the owners of the Bonds and the enforceability of the Bonds may be limited by bankruptcy, insolvency, moratorium, reorganization and other similar laws affecting creditors’ rights and by equitable principles, whether considered at law or in equity, including the exercise of judicial discretion. See “THE BONDS—Security” herein.

The Bonds are offered when, as and if issued by the District and received by Stifel, Nicolaus & Company, Incorporated, St. Louis, Missouri (the “Underwriter”), subject to prior sale, to withdrawal or modification of the offer without notice, and to the approval of legality by Bond Counsel, and certain other conditions. Chapman and Cutler LLP, Chicago, Illinois, will also act as Disclosure Counsel to the District. It is expected that beneficial interests in the Bonds will be available for delivery through the facilities of DTC on or about October 30, 2025.

STIFEL

The date of this Official Statement is October ____, 2025.

* Preliminary, subject to change.

**Community High School District Number 307
Kankakee County, Illinois
(Bradley-Bourbonnais)**

\$9,945,000* GENERAL OBLIGATION SCHOOL BONDS, SERIES 2025

MATURITIES, AMOUNTS, INTEREST RATES, YIELDS AND CUSIP NUMBERS*

MATURITY (DECEMBER 1)	AMOUNT	INTEREST RATE	YIELD	CUSIP NUMBER** (484386)
2040	\$2,815,000	%	%	
2041	6,660,000	%	%	
2042	470,000	%	%	

* Preliminary, subject to change.

** CUSIP data herein is provided by the CUSIP Global Services ("CGS"). CGS is managed on behalf of the American Bankers Association by FactSet Research Systems Inc. No representations are made as to the correctness of the CUSIP numbers. These CUSIP numbers are subject to change after the issuance of the Bonds.

No dealer, broker, salesman or other person has been authorized by the District or the Underwriter to give any information or to make any representations other than those contained in this Official Statement in connection with the offering described herein and if given or made, such other information or representations must not be relied upon as statements having been authorized by the District, the Underwriter or any other entity. This Official Statement does not constitute an offer to sell or the solicitation of an offer to buy any securities other than the Bonds, nor shall there be any offer to sell or solicitation of an offer to buy the Bonds by any person in any jurisdiction in which it is unlawful for such person to make such offer, solicitation or sale. This Official Statement is submitted in connection with the sale of the securities described in it and may not be reproduced or used, in whole or in part, for any other purposes.

Unless otherwise indicated, the District is the source of all tables and statistical and financial information contained in this Official Statement. The information contained in this Official Statement concerning AG and the Bond Insurance Policy has been obtained from AG. The information contained in this Official Statement concerning DTC has been obtained from DTC. The other information set forth herein has been furnished by the District or from other sources believed to be reliable. The information and opinions expressed herein are subject to change without notice, and neither the delivery of this Official Statement nor any sale made hereunder shall, under any circumstances, create any implication that there has been no change in the affairs of the District since the date of this Official Statement.

AG makes no representation regarding the Bonds or the advisability of investing in the Bonds. In addition, AG has not independently verified, makes no representation regarding, and does not accept any responsibility for the accuracy or completeness of this Official Statement or any information or disclosure contained herein, or omitted herefrom, other than with respect to the accuracy of the information regarding AG supplied by AG and presented under the heading “BOND INSURANCE” and “APPENDIX D—Specimen Municipal Bond Insurance Policy”.

This Official Statement should be considered in its entirety and no one factor considered more or less important than any other by reason of its position in this Official Statement. Where statutes, reports or other documents are referred to herein, reference should be made to such statutes, reports or other documents for more complete information regarding the rights and obligations of parties thereto, facts and opinions contained therein and the subject matter thereof.

Any statements made in this Official Statement, including the Exhibits and Appendices, involving matters of opinion or estimates, whether or not so expressly stated, are set forth as such and not as representations of fact, and no representation is made that any of such estimates will be realized. This Official Statement contains certain forward-looking statements and information that are based on the District’s beliefs as well as assumptions made by and information currently available to the District. Such statements are subject to certain risks, uncertainties and assumptions. Should one or more of these risks or uncertainties materialize, or should underlying assumptions prove incorrect, actual results may vary materially from those anticipated, estimated or expected.

The Underwriter has provided the following sentence for inclusion in this Official Statement: The Underwriter has reviewed the information in this Official Statement in accordance with, and as part of, its responsibilities to investors under the federal securities laws as applied to the facts and circumstances of this transaction, but the Underwriter does not guarantee the accuracy or completeness of such information.

For purposes of compliance with Rule 15c2-12 of the Securities and Exchange Commission (the “Rule”), this document, as the same may be supplemented or corrected by the District from time-to-time, may be treated as an Official Statement with respect to the Bonds described herein and is “deemed final” by the District as of the date hereof (or of the date of any supplement or correction) except for the omission of certain information permitted to be omitted pursuant to the Rule.

THESE SECURITIES HAVE NOT BEEN APPROVED OR DISAPPROVED BY THE SECURITIES AND EXCHANGE COMMISSION OR ANY STATE SECURITIES COMMISSION NOR HAS THE SECURITIES AND EXCHANGE COMMISSION OR ANY STATE SECURITIES COMMISSION PASSED UPON THE ACCURACY OR ADEQUACY OF THIS OFFICIAL STATEMENT. ANY REPRESENTATION TO THE CONTRARY IS A CRIMINAL OFFENSE.

TABLE OF CONTENTS

	PAGE
INTRODUCTION	1
THE BONDS	1
Authority and Purpose	1
General Description	2
Registration and Transfer	2
Redemption	3
Security	4
USE OF PROCEEDS	4
SOURCES AND USES	5
RISK FACTORS	5
Construction Risks	5
Finances of the State of Illinois	6
Federal Revenues	6
Local Economy	6
Loss or Change of Bond Ratings	7
Secondary Market for the Bonds	7
Continuing Disclosure	7
Suitability of Investment	7
Future Changes in Laws	8
Factors Relating to Tax Exemption	8
Cybersecurity	8
Bankruptcy	9
BOND INSURANCE	9
Bond Insurance Policy	9
Assured Guaranty Inc.	9
THE DISTRICT	12
General Description	12
Economic Development	12
District Administration	13
Board of Education	13
Enrollment	13
Employee Union Membership and Relations	14
Population Data	14
FINANCIAL INFORMATION AND ECONOMIC CHARACTERISTICS OF THE DISTRICT	15
Direct General Obligation Bonds (Principal Only)	15
Alternate Revenue Bonds (Principal Only)	16
Overlapping General Obligation Bonds	17
Selected Financial Information	18
Composition of EAV	19
New Property	19
Trend of EAV	19
Tax Increment Financing Districts Located within the District	20

Taxes Extended and Collected	20
School District Tax Rates by Purpose	21
Representative Total Tax Rates	21
Ten Largest Taxpayers	22
Retailers' Occupation Tax and Service Occupation Tax.....	22
Corporate Personal Property Replacement Taxes	23
Largest Employers.....	24
Unemployment Rates	25
Housing Value and Income Statistics.....	25
SHORT-TERM BORROWING.....	25
FUTURE DEBT.....	25
DEFAULT RECORD	25
WORKING CASH FUND	26
Working Cash Fund Summary	27
REAL PROPERTY ASSESSMENT, TAX LEVY AND COLLECTION PROCEDURES	27
Summary of Property Assessment, Tax Levy and Collection Procedures	27
Tax Levy and Collection Procedures	27
Unpaid Taxes and Annual Tax Sales.....	28
Exemptions	28
Property Tax Extension Limitation Law	30
Truth in Taxation Law	31
SCHOOL DISTRICT FINANCIAL PROFILE	32
STATE AID.....	34
General	34
General State Aid—Evidence-Based Funding Model.....	34
Property Tax Relief Pool Funds	35
Mandated Categorical State Aid.....	36
Competitive Grant State Aid	36
Payment for Mandated Categorical State Aid and Competitive Grant State Aid	37
Federal COVID-19 Funds Distributed to the District	37
RETIREMENT PLANS	37
Background Regarding Pension Plans.....	38
Teachers' Retirement System of the State of Illinois.....	39
Illinois Municipal Retirement Fund	40
TEACHER HEALTH INSURANCE SECURITY FUND	41
BOND RATINGS.....	42
TAX EXEMPTION.....	42
QUALIFIED TAX-EXEMPT OBLIGATIONS.....	44
CONTINUING DISCLOSURE	45
AUDITED FINANCIAL STATEMENTS	45
BOOK-ENTRY ONLY SYSTEM	46
CERTAIN LEGAL MATTERS.....	48
NO LITIGATION.....	48
UNDERWRITING	49
AUTHORIZATION.....	50

EXHIBITS

- Exhibit A — Combined Statement of Revenues, Expenditures and Changes in Fund Balance, Fiscal Years Ended June 30, 2021-2025
- Exhibit B — Budget, Fiscal Year Ending June 30, 2026
- Exhibit C — General Fund Revenue Sources, Fiscal Years Ended June 30, 2020-2024

APPENDICES

- Appendix A — Audited Financial Statements of the District for the Fiscal Year Ended June 30, 2024
- Appendix B — Proposed Form of Opinion of Bond Counsel
- Appendix C — Proposed Form of Continuing Disclosure Undertaking
- Appendix D — Specimen Municipal Bond Insurance Policy

**COMMUNITY HIGH SCHOOL DISTRICT NUMBER 307
KANKAKEE COUNTY, ILLINOIS
(BRADLEY-BOURBONNAIS)**

700 West North Street
Bradley, Illinois 60915

Board of Education

Jim Patterson
President

Jennifer Edmonds

Lubow Lewicky
Secretary

Sally Martell

Samantha Czako

Ann Brezinski
Vice President

Gretchen DeMarah Pammer

Administration

Dr. Matt Vosberg
Superintendent

Ramie Kolitwenzew
Chief School Business Official

Professional Services

Underwriter
Stifel, Nicolaus & Company, Incorporated
St. Louis, Missouri

Bond Counsel and Disclosure Counsel
Chapman and Cutler LLP
Chicago, Illinois

Bond Registrar and Paying Agent
UMB Bank, National Association
Kansas City, Missouri

Auditor
Russell Leigh & Associates LLC
Hoopeston, Illinois

OFFICIAL STATEMENT

Community High School District Number 307
Kankakee County, Illinois
(Bradley-Bourbonnais)
\$9,945,000* General Obligation School Bonds, Series 2025

INTRODUCTION

The purpose of this Official Statement is to set forth certain information concerning Community High School District Number 307, Kankakee County, Illinois (the “*District*”), in connection with the offering and sale of its General Obligation School Bonds, Series 2025 (the “*Bonds*”).

The District operates on a fiscal year which begins on July 1 of a calendar year and ends on June 30 of the subsequent calendar year. References in this Official Statement to “*Fiscal Year*” followed by a given year with respect to the District are a reference to the fiscal year ending on June 30th of such year (e.g. “*Fiscal Year 2025*” refers to the District’s fiscal year which began on July 1, 2024, and ended on June 30, 2025).

This Official Statement contains “forward-looking statements” that are based upon the District’s current expectations and its projections about future events. When used in this Official Statement, the words “project,” “estimate,” “intend,” “expect,” “scheduled,” “pro-forma” and similar words identify forward-looking statements. Forward-looking statements are subject to known and unknown risks, uncertainties and factors that are outside of the control of the District. Actual results could differ materially from those contemplated by the forward-looking statements. Readers are cautioned not to place undue reliance on these forward-looking statements, which speak only as of the date hereof. Neither the District nor any other party plans to issue any updates or revisions to these forward-looking statements based on future events.

THE BONDS

AUTHORITY AND PURPOSE

The Bonds are being issued pursuant to the School Code of the State of Illinois (the “*School Code*”), the Local Government Debt Reform Act of the State of Illinois (the “*Debt Reform Act*”), and all laws amendatory thereof and supplementary thereto, and a bond resolution adopted by the Board of Education of the District (the “*Board*”) on the 13th day of October, 2025 (the “*Bond Resolution*”).

Proceeds of the Bonds will be used to (a) finance various referendum-approved school building projects (the “*Project*”) and (b) pay costs associated with the issuance of the Bonds. See “USE OF PROCEEDS” herein.

* Preliminary, subject to change.

The Bonds are also being issued pursuant to an election held on November 5, 2024 (the “*Election*”), at which a majority of voters of the District voting thereon approved a public question authorizing the District to incur indebtedness and issue bonds to the amount of \$62,000,000 to pay costs of the Project. At the Election 9,354 votes (54.67%) were cast in favor of the issuance of the bonds for the Project and 7,757 votes (45.33%) were cast in opposition.

GENERAL DESCRIPTION

The Bonds will be dated the date of issuance thereof, will be in fully registered form, without coupons, and will be in denominations of \$5,000 or any integral multiple thereof under a book-entry only system operated by The Depository Trust Company, New York, New York (“*DTC*”). Principal of and interest on the Bonds will be payable by UMB Bank, National Association, Kansas City, Missouri (the “*Registrar*”).

The Bonds will mature as shown on the inside cover page hereof. Interest on the Bonds will be payable each June 1 and December 1, commencing December 1, 2026.

The Bonds will bear interest from their dated date, or from the most recent interest payment date to which interest has been paid or provided for, computed on the basis of a 360-day year consisting of twelve 30-day months. The principal of the Bonds will be payable in lawful money of the United States of America upon presentation and surrender thereof at the principal corporate trust office of the Registrar. Interest on each Bond will be paid by check or draft of the Registrar payable upon presentation in lawful money of the United States of America to the person in whose name such Bond is registered at the close of business on the record date, which is the 15th day of the month next preceding the interest payment date (the “*Record Date*”).

REGISTRATION AND TRANSFER

The Registrar will maintain books (the “*Register*”) for the registration of ownership and transfer of the Bonds. Subject to the provisions of the Bonds as they relate to book-entry form, any Bond may be transferred upon the surrender thereof at the principal corporate trust office of the Registrar, together with an assignment duly executed by the registered owner or his or her attorney in such form as will be satisfactory to the Registrar. No service charge shall be made for any transfer or exchange of Bonds, but the District or the Registrar may require payment of a sum sufficient to cover any tax or other governmental charge that may be imposed in connection with any transfer or exchange of Bonds except in the case of the issuance of a Bond or Bonds for the unredeemed portion of a Bond surrendered for redemption.

The Registrar shall not be required to transfer or exchange any Bond during the period beginning at the close of business on the Record Date with respect to any interest payment date on such Bond and ending at the opening of business on such interest payment date, nor to transfer or exchange any Bond after notice calling such Bond for redemption has been mailed, nor during a period of fifteen (15) days next preceding mailing of a notice of redemption of any Bonds.

REDEMPTION

Optional Redemption. The Bonds are subject to redemption prior to maturity at the option of the District as a whole or in part in integral multiples of \$5,000 in any order of their maturity as determined by the District (less than all of the Bonds of a single maturity to be selected by the Registrar), on December 1, 2034,* and on any date thereafter, at the redemption price of par plus accrued interest to the redemption date.

Mandatory Sinking Fund Redemption. The Bonds due on December 1, 20__, are subject to mandatory redemption, in integral multiples of \$5,000 selected by lot by the Registrar, at a redemption price of par plus accrued interest to the redemption date, on December 1 of the years and in the principal amounts as follows:

YEAR	PRINCIPAL AMOUNT
20__	\$
20__	(stated maturity)

The principal amounts of Bonds to be mandatorily redeemed in each year may be reduced through the earlier optional redemption thereof, with any partial optional redemptions of such Bonds credited against future mandatory redemption requirements in such order of the mandatory redemption dates as the District may determine. In addition, on or prior to the 60th day preceding any mandatory redemption date, the Registrar may, and if directed by the District shall, purchase Bonds required to be retired on such mandatory redemption date. Any such Bonds so purchased shall be cancelled and the principal amount thereof shall be credited against the mandatory redemption required on such next mandatory redemption date.

General. The District will, at least 45 days prior to any optional redemption date (unless a shorter time period shall be satisfactory to the Registrar), notify the Registrar of such redemption date and of the principal amount and maturity or maturities of Bonds to be redeemed. For purposes of any redemption of less than all of the outstanding Bonds of a single maturity, the particular Bonds or portions of Bonds to be redeemed shall be selected by lot by the Registrar from the Bonds of such maturity by such method of lottery as the Registrar shall deem fair and appropriate (except when the Bonds are held in a book-entry system, in which case the selection of Bonds to be redeemed will be made in accordance with procedures established by DTC or any other book-entry depository); *provided* that such lottery shall provide for the selection for redemption of Bonds or portions thereof in principal amounts of \$5,000 and integral multiples thereof.

Unless waived by any holder of Bonds to be redeemed, notice of the call for any redemption will be given by the Registrar on behalf of the District by mailing the redemption notice by first-class mail at least 30 days and not more than 60 days prior to the date fixed for redemption to each registered owner of the Bonds to be redeemed at the address shown on the Register or at such other address as is furnished in writing by such registered owner to the Registrar.

* Preliminary, subject to change.

Unless moneys sufficient to pay the redemption price of the Bonds to be redeemed at the option of the District are received by the Registrar prior to the giving of such notice of redemption, such notice may, at the option of the District, state that said redemption will be conditional upon the receipt of such moneys by the Registrar on or prior to the date fixed for redemption. If such moneys are not received, such notice will be of no force and effect, the District will not redeem such Bonds, and the Registrar will give notice, in the same manner in which the notice of redemption has been given, that such moneys were not so received and that such Bonds will not be redeemed. Otherwise, prior to any redemption date, the District will deposit with the Registrar an amount of money sufficient to pay the redemption price of all the Bonds or portions of Bonds which are to be redeemed on that date.

Subject to the provisions for a conditional redemption described above, notice of redemption having been given as described above and in the Bond Resolution, and notwithstanding failure to receive such notice, the Bonds or portions of Bonds so to be redeemed will, on the redemption date, become due and payable at the redemption price therein specified, and from and after such date (unless the District shall default in the payment of the redemption price) such Bonds or portions of Bonds shall cease to bear interest. Upon surrender of such Bonds for redemption in accordance with said notice, such Bonds will be paid by the Registrar at the redemption price.

SECURITY

The Bonds, in the opinion of Chapman and Cutler LLP, Chicago, Illinois, Bond Counsel (*"Bond Counsel"*), are valid and legally binding upon the District and are payable from any funds of the District legally available for such purpose, and all taxable property in the District is subject to the levy of taxes to pay the same without limitation as to rate or amount, except that the rights of the owners of the Bonds and the enforceability of the Bonds may be limited by bankruptcy, insolvency, moratorium, reorganization and other similar laws affecting creditors' rights and by equitable principles, whether considered at law or in equity, including the exercise of judicial discretion.

The Bond Resolution provides for the levy of ad valorem taxes, unlimited as to rate or amount, upon all taxable property within the District in amounts sufficient to pay, as and when due, all principal of and interest on the Bonds. The Bond Resolution will be filed with the County Clerk of Kankakee County, Illinois (the *"County Clerk"*), and will serve as authorization to the County Clerk to extend and collect the property taxes as set forth in the Bond Resolution to pay the Bonds.

Reference is made to APPENDIX B for the proposed form of opinion of Bond Counsel.

USE OF PROCEEDS

The District's Facility Master Plan, adopted by the Board on July 15, 2024, identified \$70 million of priorities and improvements to address safety, security, mobile trailers and renovate learning spaces. A portion of the proceeds of the Bonds, future referendum-approved bonds issued pursuant to the Election in the approximate amount of \$52 million (expected to be issued in 2026)

and \$8 million of District operating funds will be used to pay for the Project. The District expects the drawdowns in the operating funds to occur in fiscal years 2027 and 2028 and expects to use an appropriate percentage from each fund.

The Project includes a 120,000 square foot addition and a 70,000 square foot renovation to alter, repair and equip the Bradley-Bourbonnais High School Building and improve the site thereof, including installing safety, security and technology improvements, improving heating, cooling and ventilation systems and fine arts facilities, building and equipping a fieldhouse addition, eliminating mobile classrooms, renovating science labs and other learning spaces and expanding cafeteria and food service areas. The bidding process for the Project is expected to commence in January 2026. The District expects to complete the Project by August 2028.

SOURCES AND USES

The sources and uses of funds resulting from the Bonds are shown below:

SOURCES:

Principal Amount	\$
[Net] Original Issue Premium [(Discount)]	_____
 Total Sources	 \$

USES:

Costs of the Project	\$
Costs of Issuance*	_____
 Total Uses	 \$

* Includes underwriter's discount, bond insurance premium and other issuance costs.

RISK FACTORS

The purchase of the Bonds involves certain investment risks. Accordingly, each prospective purchaser of the Bonds should make an independent evaluation of the entirety of the information presented in this Official Statement and its appendices and exhibits in order to make an informed investment decision. Certain of the investment risks are described below. The following statements, however, should not be considered a complete description of all risks to be considered in the decision to purchase the Bonds, nor should the order of the presentation of such risks be construed to reflect the relative importance of the various risks. There can be no assurance that other risk factors are not material or will not become material in the future.

CONSTRUCTION RISKS

There are potential risks that could affect the ability of the District to timely complete the Project. While preliminary costs have been projected by the District's consulting architects, not

all of the construction contracts have been let by the District. No assurance can be given that the cost of completing the Project will not exceed available funds.

Completion of the Project involves many risks common to construction projects such as shortages or delays in the availability of materials and labor, work stoppages, labor disputes, contractual disputes with contractors or suppliers, weather interferences, construction accidents, delays in obtaining legal approvals, unforeseen engineering, archeological or environmental problems and unanticipated cost increases, any of which could give rise to significant delays or cost overruns.

FINANCES OF THE STATE OF ILLINOIS

State funding sources constituted 30.61% of the District's general fund (the "*General Fund*") revenue sources, which includes the Educational Fund and Operations and Maintenance Fund, for Fiscal Year 2024. While the finances of the State of Illinois (the "*State*") have significantly improved in recent years, the State continues to deal with a severe underfunding of its pension systems, which, based on the comprehensive annual financial reports of the State's five retirement systems, have a combined unfunded pension liability of approximately \$140 billion and a combined funded ratio of approximately 45%. Also, despite nine credit rating upgrades since June 2021, the State's long-term general obligation bonds carry the lowest ratings of all states.

FEDERAL REVENUES

Illinois school districts receive direct and indirect funding from various federal programs, such as Title I, the Individuals with Disabilities Education Act, and nutrition programs such as the National School Lunch and Breakfast Programs. These programs are subject to the priorities and policies of the federal government, which may change significantly from one administration to another, and such programs may be modified through executive action or through legislation enacted by the Congress of the United States ("*Congress*"). Under the current administration, the federal government has taken executive actions to reduce the size and scope of the U.S. Department of Education, to terminate or restrict certain programs and services for students with disabilities, low-income students, and students from diverse backgrounds, and to impose new conditions and requirements for federal funding. These actions may impact the availability and amount of federal revenues received by Illinois school districts, such as the District. A reduction or interruption in federal funding, or an increase in compliance costs, could adversely affect the District's financial condition and operations. The District makes no prediction as to the effect of these actions on the District's federal revenues, which constituted 6.69% of the District's General Fund revenue sources for Fiscal Year 2024, or the District's ability to comply with federal laws and regulations in the future.

LOCAL ECONOMY

The financial health of the District is in part dependent on the strength of the local economy. Many factors affect the local economy, including rates of employment and economic

growth and the level of residential and commercial development. It is not possible to predict to what extent any changes in economic conditions, demographic characteristics, population or commercial and industrial activity will occur and what impact such changes would have on the finances of the District.

LOSS OR CHANGE OF BOND RATINGS

The Bonds have received an underlying credit rating from S&P (as defined herein) and are expected to receive an insured credit rating from S&P. The ratings can be changed or withdrawn at any time for reasons both under and outside the District's control. Any change, withdrawal or combination thereof could adversely affect the ability of investors to sell the Bonds or may affect the price at which they can be sold.

SECONDARY MARKET FOR THE BONDS

No assurance can be given that a secondary market will develop for the purchase and sale of the Bonds or, if a secondary market exists, that such Bonds can be sold for any particular price. The hereinafter-defined Underwriter is not obligated to engage in secondary market trading or to repurchase any of the Bonds at the request of the owners thereof.

Prices of the Bonds as traded in the secondary market are subject to adjustment upward and downward in response to changes in the credit markets and other prevailing circumstances. No guarantee exists as to the future market value of the Bonds. Such market value could be substantially different from the original purchase price.

CONTINUING DISCLOSURE

A failure by the District to comply with the Undertaking (as defined herein) for continuing disclosure (see "CONTINUING DISCLOSURE" herein) will not constitute an event of default on the Bonds. Any such failure must be reported in accordance with Rule 15c2-12 (the "*Rule*") adopted by the SEC (as hereinafter defined) under the Securities Exchange Act of 1934, as amended (the "*Exchange Act*"), and may adversely affect the transferability and liquidity of the Bonds and their market price.

SUITABILITY OF INVESTMENT

The interest rates borne by the Bonds are intended to compensate the investor for assuming the risk of investing in the Bonds. Furthermore, the tax-exempt feature of the Bonds is currently more valuable to high tax bracket investors than to investors that are in low tax brackets. As such, the value of the interest compensation to any particular investor will vary with individual tax rates and circumstances. Each prospective investor should carefully examine this Official Statement and its own financial condition to make a judgment as to its ability to bear the economic risk of such an investment, and whether or not the Bonds are an appropriate investment for such investor.

FUTURE CHANGES IN LAWS

Various state and federal laws, regulations and constitutional provisions apply to the District and to the Bonds. The District can give no assurance that there will not be a change in, interpretation of, or addition to such applicable laws, provisions and regulations which would have a material effect, either directly or indirectly, on the District, or the taxing authority of the District. For example, many elements of local government finance, including the issuance of debt and the levy of property taxes, are controlled by State government. Future actions of the State may affect the overall financial conditions of the District, the taxable value of property within the District, and the ability of the District to levy property taxes or collect revenues for its ongoing operations.

FACTORS RELATING TO TAX EXEMPTION

As discussed under “TAX EXEMPTION” herein, interest on the Bonds could become includible in gross income for purposes of federal income taxation, retroactive to the date the Bonds were issued, as a result of future acts or omissions of the District in violation of its covenants in the Bond Resolution. Should such an event of taxability occur, the Bonds are not subject to any special redemption.

There are or may be pending in Congress legislative proposals relating to the federal tax treatment of interest on the Bonds, including some that carry retroactive effective dates, that, if enacted, could affect the market value of the Bonds. It cannot be predicted whether or in what form any such proposal might be enacted or whether, if enacted, it would apply to bonds issued prior to enactment. Finally, reduction or elimination of the tax-exempt status of obligations such as the Bonds could have an adverse effect on the District’s ability to access the capital markets to finance future capital or operational needs by reducing market demand for such obligations or materially increasing borrowing costs of the District.

The tax-exempt bond office of the Internal Revenue Service (the “*Service*”) is conducting audits of tax-exempt bonds, both compliance checks and full audits, with increasing frequency to determine whether, in the view of the Service, interest on such tax-exempt obligations is includible in the gross income of the owners thereof for federal income tax purposes. It cannot be predicted whether the Service will commence any such audit. If an audit is commenced, under current procedures the Service may treat the District as a taxpayer and the Bondholders may have no right to participate in such proceeding. The commencement of an audit with respect to any tax-exempt obligations of the District could adversely affect the market value and liquidity of the Bonds, regardless of the ultimate outcome.

CYBERSECURITY

Computer networks and data transmission and collection are vital to the efficient operation of the District. Despite the implementation of network security measures by the District, its information technology and infrastructure may be vulnerable to deliberate attacks by hackers, malware, ransomware or computer virus, or may otherwise be breached due to employee error, malfeasance or other disruptions. Any such breach could compromise networks and the information stored thereon could be disrupted, accessed, publicly disclosed, lost or stolen.

Although the District does not believe that its information technology systems are at a materially greater risk of cybersecurity attacks than other similarly-situated governmental entities, any such disruption, access, disclosure or other loss of information could have an adverse effect on the District's operations and financial health. Further, as cybersecurity threats continue to evolve, the District may be required to expend significant additional resources to continue to modify and strengthen security measures, investigate and remediate any vulnerabilities, or invest in new technology designed to mitigate security risks.

BANKRUPTCY

The rights and remedies of the Bondholders may be limited by and are subject to the provisions of federal bankruptcy laws, to other laws or equitable principles that may affect the enforcement of creditors' rights, to the exercise of judicial discretion in appropriate cases and to limitations on legal remedies against local governments. The various opinions of counsel to be delivered with respect to the Bonds will be similarly qualified.

BOND INSURANCE

BOND INSURANCE POLICY

Concurrently with the issuance of the Bonds, Assured Guaranty Inc. ("*AG*") will issue its Municipal Bond Insurance Policy (the "*Policy*") for the Bonds. The Policy guarantees the scheduled payment of principal of and interest on the Bonds when due as set forth in the form of the Policy included as an appendix to this Official Statement.

The Policy is not covered by any insurance security or guaranty fund established under New York, Maryland, California, Connecticut or Florida insurance law.

ASSURED GUARANTY INC.

AG is a Maryland domiciled financial guaranty insurance company and an indirect subsidiary of Assured Guaranty Ltd. ("*AGL*" and together with its subsidiaries, "*Assured Guaranty*"), a Bermuda-based holding company whose shares are publicly traded and are listed on the New York Stock Exchange under the symbol "*AGO*." AGL, through its subsidiaries, provides credit enhancement products to the U.S. and non-U.S. public finance (including infrastructure) and structured finance markets and participates in the asset management business through ownership interests in Sound Point Capital Management, LP and certain of its investment management affiliates. Only AG is obligated to pay claims under the insurance policies AG has issued, and not AGL or any of its shareholders or other affiliates.

AG's financial strength is rated "AA" (stable outlook) by S&P Global Ratings, a business unit of Standard & Poor's Financial Services LLC ("*S&P*"), "AA+" (stable outlook) by Kroll Bond Rating Agency, Inc. ("*KBRA*") and "A1" (stable outlook) by Moody's Investors Service, Inc. ("*Moody's*"). Each rating of AG should be evaluated independently. An explanation of the significance of the above ratings may be obtained from the applicable rating agency. The above

ratings are not recommendations to buy, sell or hold any security, and such ratings are subject to revision or withdrawal at any time by the rating agencies, including withdrawal initiated at the request of AG in its sole discretion. In addition, the rating agencies may at any time change AG's long-term rating outlooks or place such ratings on a watch list for possible downgrade in the near term. Any downward revision or withdrawal of any of the above ratings, the assignment of a negative outlook to such ratings or the placement of such ratings on a negative watch list may have an adverse effect on the market price of any security guaranteed by AG. AG only guarantees scheduled principal and scheduled interest payments payable by the issuer of bonds insured by AG on the date(s) when such amounts were initially scheduled to become due and payable (subject to and in accordance with the terms of the relevant insurance policy), and does not guarantee the market price or liquidity of the securities it insures, nor does it guarantee that the ratings on such securities will not be revised or withdrawn.

Merger of Assured Guaranty Municipal Corp. Into Assured Guaranty Inc.

On August 1, 2024, Assured Guaranty Municipal Corp., a New York domiciled financial guaranty insurance company and an affiliate of AG ("AGM"), merged with and into AG, with AG as the surviving company (such transaction, the "Merger"). Upon the Merger, all liabilities of AGM, including insurance policies issued or assumed by AGM, became obligations of AG.

Current Financial Strength Ratings

On August 4, 2025, KBRA announced it had affirmed AG's insurance financial strength rating of "AA+" (stable outlook).

On June 30, 2025, S&P announced it had affirmed AG's financial strength rating of "AA" (stable outlook). On August 1, 2024, S&P stated that following the Merger, there is no change in AG's financial strength rating of "AA" (stable outlook).

On July 10, 2024, Moody's, following Assured Guaranty's announcement of the Merger, announced that it had affirmed AG's insurance financial strength rating of "A1" (stable outlook).

AG can give no assurance as to any further ratings action that S&P, Moody's and/or KBRA may take. For more information regarding AG's financial strength ratings and the risks relating thereto, see AGL's Annual Report on Form 10-K for the fiscal year ended December 31, 2024.

Capitalization of AG

At June 30, 2025:

- The policyholders' surplus of AG was approximately \$3,514 million.
- The contingency reserve of AG was approximately \$1,453 million.
- The net unearned premium reserves and net deferred ceding commission income of AG and its subsidiaries (as described below) were approximately

\$2,437 million. Such amount includes (i) 100% of the net unearned premium reserve and net deferred ceding commission income of AG, and (ii) the net unearned premium reserves and net deferred ceding commissions of AG's wholly owned subsidiary Assured Guaranty UK Limited ("*AGUK*"), and its 99.9999% owned subsidiary Assured Guaranty (Europe) SA ("*AGE*").

The policyholders' surplus, contingency reserve, and net unearned premium reserves and net deferred ceding commission income of AG were determined in accordance with statutory accounting principles. The net unearned premium reserves and net deferred ceding commissions of AGUK and AGE were determined in accordance with accounting principles generally accepted in the United States of America.

Incorporation of Certain Documents by Reference

Portions of the following documents filed by AGL with the Securities and Exchange Commission (the "*SEC*") that relate to AG are incorporated by reference into this Official Statement and shall be deemed to be a part hereof:

- (i) the Annual Report on Form 10-K for the fiscal year ended December 31, 2024 (filed by AGL with the SEC on February 28, 2025);
- (ii) the Quarterly Report on Form 10-Q for the quarterly period ended March 31, 2025 (filed by AGL with the SEC on May 9, 2025); and
- (iii) the Quarterly Report on Form 10-Q for the quarterly period ended June 30, 2025 (filed by AGL with the SEC on August 8, 2025).

All information relating to AG included in, or as exhibits to, documents filed by AGL with the SEC pursuant to Section 13(a) or 15(d) of the Securities Exchange Act of 1934, as amended, excluding Current Reports or portions thereof "furnished" under Item 2.02 or Item 7.01 of Form 8-K, after the filing of the last document referred to above and before the termination of the offering of the Bonds shall be deemed incorporated by reference into this Official Statement and to be a part hereof from the respective dates of filing such documents. Copies of materials incorporated by reference are available over the internet at the SEC's website at <http://www.sec.gov>, at AGL's website at <http://www.assuredguaranty.com>, or will be provided upon request to Assured Guaranty Inc.: 1633 Broadway, New York, New York 10019, Attention: Communications Department (telephone (212) 974-0100). Except for the information referred to above, no information available on or through AGL's website shall be deemed to be part of or incorporated in this Official Statement.

Any information regarding AG included herein under the caption "BOND INSURANCE—Assured Guaranty Inc." or included in a document incorporated by reference herein (collectively, the "*AG Information*") shall be modified or superseded to the extent that any subsequently included AG Information (either directly or through incorporation by reference) modifies or supersedes such previously included AG Information. Any AG Information so modified or

superseded shall not constitute a part of this Official Statement, except as so modified or superseded.

Miscellaneous Matters

AG makes no representation regarding the Bonds or the advisability of investing in the Bonds. In addition, AG has not independently verified, makes no representation regarding, and does not accept any responsibility for the accuracy or completeness of this Official Statement or any information or disclosure contained herein, or omitted herefrom, other than with respect to the accuracy of the information regarding AG supplied by AG and presented under the heading “BOND INSURANCE”.

THE DISTRICT

GENERAL DESCRIPTION

The District is located solely in Kankakee County (the “*County*”) and comprises an area of approximately 42 square miles. The District is located approximately 57 miles south of downtown Chicago. The District serves the Village of Bradley (“*Bradley*”) (36.49% of the District’s 2024 equalized assessed valuation (“*EAV*”)), the Village of Bourbonnais (“*Bourbonnais*”) (43.89% of the District’s 2024 EAV), the City of Kankakee (“*Kankakee*”) (1.05% of the District’s 2024 EAV) and unincorporated areas in the County (18.57% of the District’s 2024 EAV).

The District is located near I-57 which connects the District with Chicago and central and southern Illinois. Chicago Midway International Airport is approximately 48 miles north of the District. The nearest Amtrak station in Kankakee provides access to downtown Chicago in 1 hour and 45 minutes. Metra’s Electric Line commuter rail stop in University Park is about 30 miles north of Bradley and provides access to downtown Chicago and other suburban areas.

The District serves grades 9-12 and operates one high school building. The following schools feed into the District: Bradley School District Number 61, Bourbonnais School District Number 53 and St. George Community Consolidated School District Number 258. Nearby higher education is available at Kankakee Community College District No. 520 (“*Kankakee Community College*”) and Olivet Nazarene University.

The District is governed by an elected seven-member Board and a full-time administrative staff.

ECONOMIC DEVELOPMENT

Bradley recently opened a \$47 million youth baseball/softball/soccer park (known as the Bradley 315 Sports Park) and is developing plans for a 2-acre, almost \$80 million indoor water park. The water park is at the former Northfield Square Mall site, which Bradley purchased for \$6.5 million. The area immediately south of the Mall property will be the site of a new four-story,

73-suite Staybridge Hotel. The Staybridge Hotel will share an indoor walkway with the neighboring 92-unit Holiday Inn Express & Suites.

For the first time in about 18 years, a subdivision will be built in Bourbonnais. The first phase of the Pony Farm subdivision was unanimously approved by Bourbonnais in August 2025. There are 120 lots in Pony Farm, and the first phase includes the build out of 24 lots.

DISTRICT ADMINISTRATION

The day-to-day affairs of the District are conducted by a full-time staff including the following central administrative positions.

OFFICIAL	TITLE	YEAR STARTED IN POSITION
Dr. Matt Vosberg	Superintendent	2021
Ramie Kolitwenzew	Chief School Business Official/School Treasurer	2024

The Board appoints the administration. The staff is chosen by the administration with the approval of the Board. In general, policy decisions are made by the Board while specific program decisions are made by the administration.

BOARD OF EDUCATION

OFFICIAL	POSITION	TERM EXPIRES
Jim Patterson	President	April 2027
Ann Brezinski	Vice President	April 2029
Lubow Lewicky	Secretary	April 2027
Jennifer Edmonds	Member	April 2027
Sally Martell	Member	April 2029
Samantha Czako	Member	April 2027
Gretchen DeMarah Pammer	Member	April 2027

ENROLLMENT

HISTORICAL		PROJECTED	
2021/2022	1,965	2026/2027	1,760
2022/2023	1,921	2027/2028	1,721
2023/2024	1,913	2028/2029	1,677
2024/2025	1,885	2029/2030	1,699
2025/2026	1,812	2030/2031	1,707

Source: The District.

EMPLOYEE UNION MEMBERSHIP AND RELATIONS

At the start of the 2025-2026 school year, the District had 259 full-time employees and 4 part-time employees. Of the total number of employees, approximately 141 are represented by a union. Employee-union relations are considered to be good. District personnel are organized as follows:

EMPLOYEE GROUP	CONTRACT EXPIRES	UNION AFFILIATION	NUMBER OF MEMBERS
Teachers	June 2026	IEA/NEA	135
Support Staff	June 2027	LIUNA	6

POPULATION DATA

According to the U.S. Census Bureau, 2019-2023 American Community Survey 5-Year estimates released by the U.S. Census Bureau on December 12, 2024, the District's estimated population is 39,186. The estimated populations of Bradley, Bourbonnais, the County and the State at the times of the last three U.S. Census surveys were as follows:

NAME OF ENTITY	2000	2010	2020	% CHANGE 2010/2020
Bourbonnais	15,256	18,631	18,164	-2.51%
Bradley	12,784	15,895	15,419	-2.99%
The County	103,833	113,449	107,502	-5.24%
The State	12,419,293	12,830,632	12,812,508	-0.14%

Source: U.S. Census Bureau, Decennial Census for 2000, 2010 and 2020, respectively.

FINANCIAL INFORMATION AND ECONOMIC CHARACTERISTICS OF THE DISTRICT

DIRECT GENERAL OBLIGATION BONDS (PRINCIPAL ONLY)*

CALENDAR YEAR	SERIES 2022 BONDS ⁽¹⁾ (DECEMBER 1)	PLUS: THE BONDS ⁽²⁾ (DECEMBER 1)	TOTAL OUTSTANDING BONDS ⁽²⁾
2025	\$ 335,000		\$ 335,000
2026	345,000		345,000
2027	355,000		355,000
2028	365,000		365,000
2029	380,000		380,000
2030	390,000		390,000
2031	400,000		400,000
2032	415,000		415,000
2033	430,000		430,000
2034	445,000		445,000
2035	465,000 ⁽³⁾		465,000
2036	485,000		485,000
2037	505,000		505,000
2038	525,000		525,000
2039	545,000		545,000
2040	565,000	\$2,815,000	3,380,000
2041	590,000	6,660,000	7,250,000
2042	<u> </u>	<u>470,000</u>	<u>470,000</u>
TOTAL	\$7,540,000	\$9,945,000	\$17,485,000

* Does not include alternate revenue bonds, such as hereinafter-defined Series 2016 Bonds which, under the Debt Reform Act, are not included in the computation of indebtedness of the District unless the taxes levied to pay the principal of and interest on the Series 2016 Bonds are extended for collection by the County Clerk.

(1) General Obligation Limited Tax School Bonds, Series 2022, dated February 1, 2022 (the "Series 2022 Bonds").

(2) Preliminary, subject to change.

(3) Mandatory sinking fund payment.

ALTERNATE REVENUE BONDS (PRINCIPAL ONLY)

CALENDAR YEAR	SERIES 2016 BONDS ⁽¹⁾ (DECEMBER 1)
2025	\$ 425,000
2026	445,000
2027	460,000
2028	480,000
2029	500,000
2030	520,000
2031	540,000
2032	560,000
2033	<u>585,000</u>
TOTAL	\$4,515,000

(1) General Obligation Refunding School Bonds (Alternate Revenue Source), Series 2016, dated June 30, 2016 (the “*Series 2016 Bonds*”).

OVERLAPPING GENERAL OBLIGATION BONDS
(As of July 22, 2025)

TAXING BODY	OUTSTANDING BONDS ⁽¹⁾	APPLICABLE TO THE DISTRICT	
		PERCENT	AMOUNT
Kankakee County (Incl. Public Building Commission)	\$ 335,000	37.442%	\$ 125,432
Kankakee Valley Airport Authority	691,000	9.666%	66,795
Kankakee	109,555,000	3.441%	3,770,205
Bourbonnais Township Park District	2,227,000	98.626%	2,196,410
Bourbonnais School District Number 53	11,065,000	100.000%	11,065,000
Bradley School District Number 61	845,000	100.000%	845,000
St. George CCSD Number 258	7,223,500	100.000%	7,223,500
Kankakee Community College	9,385,000	29.492%	<u>2,767,803</u>
TOTAL OVERLAPPING GENERAL OBLIGATION BONDS			\$28,060,145

Source: With respect to the applicable taxing bodies and the information used to calculate the percentage of overlapping EAV the County Clerk's Office. Information regarding the outstanding bonds of the overlapping taxing bodies was obtained from publicly-available sources.

- (1) Does not include alternate revenue bonds. Under the Debt Reform Act, alternate revenue bonds are not included in the computation of indebtedness of the overlapping taxing bodies unless the taxes levied to pay the principal of and interest on the alternate revenue bonds are extended for collection. The District provides no assurance that any of the taxes so levied have not been extended, nor can the District predict whether any of such taxes will be extended in the future.

SELECTED FINANCIAL INFORMATION

2024 Estimated Full Value of Taxable Property:	\$3,240,353,700
2024 EAV:	\$1,080,117,900 ⁽¹⁾
Population Estimate:	39,186
General Obligation Bonds:	\$ 17,485,000 ⁽²⁾⁽³⁾
Other Direct General Obligation Debt:	\$ 1,004,624
Total Direct General Obligation Debt:	\$ 18,489,624 ⁽²⁾
Percentage to Full Value of Taxable Property:	0.57% ⁽²⁾
Percentage to EAV:	1.71% ⁽²⁾
Debt Limit (6.9% of EAV):	\$ 74,528,135 ⁽⁴⁾
Percentage of Debt Limit:	11.46% ⁽²⁾⁽⁵⁾
Per Capita:	\$ 472 ⁽²⁾
General Obligation Bonds:	\$ 17,485,000 ⁽²⁾⁽³⁾
Overlapping General Obligation Bonds:	\$ 28,060,145
General Obligation Bonds and Overlapping General Obligation Bonds:	\$ 45,545,145 ⁽²⁾
Percentage to Full Value of Taxable Property:	1.41% ⁽²⁾
Percentage to EAV:	4.22% ⁽²⁾
Per Capita:	\$ 1,162 ⁽²⁾

- (1) Includes Incremental EAV (as hereinafter defined) in the amount of \$29,735,802. See "Tax Increment Financing Districts Located Within the District" herein.
- (2) Preliminary, subject to change.
- (3) Does not include alternate revenue bonds, such as the Series 2016 Bonds, which, under the Debt Reform Act, are not included in the computation of indebtedness of the District unless the taxes levied to pay the principal of and interest on the Series 2016 Bonds are extended for collection by the County Clerk.
- (4) Incremental EAV is included in the calculation of the District's statutory debt limit. The District does not receive property tax revenues with respect to the incremental increase of the EAV of property included in the tax increment financing ("TIF") district. See "Tax Increment Financing Districts Located Within the District" herein.
- (5) Pursuant to Section 19-1 (p-225) of the School Code, the Bonds will not be considered indebtedness of the District for purposes of any statutory debt limitation.

COMPOSITION OF EAV

	2020	2021	2022	2023	2024
Property Type					
Residential	\$577,570,286	\$606,314,220	\$645,954,317	\$703,617,897	\$ 776,843,441
Farm	10,964,130	11,753,739	13,675,975	14,189,687	15,601,398
Commercial	172,836,646	176,262,015	181,157,821	194,232,825	191,714,069
Industrial	37,624,432	42,346,564	45,531,830	57,724,272	64,084,093
Railroad	<u>1,233,382</u>	<u>1,400,032</u>	<u>1,542,628</u>	<u>1,760,246</u>	<u>2,139,097</u>
Total EAV ⁽¹⁾	\$800,228,876	\$838,076,570	\$887,862,571	\$971,524,927	\$1,050,382,098

Source: County Clerk's Office.

(1) Does not include Incremental EAV.

NEW PROPERTY

The following chart indicates the EAV of new property (as defined in the Limitation Law (as hereinafter defined)) within the District for each of the last five levy years.

LEVY YEAR	NEW PROPERTY
2020	\$14,717,063
2021	9,779,509
2022	7,780,811
2023	18,440,450
2024	10,558,536

Source: County Clerk's Office.

TREND OF EAV

LEVY YEAR	EAV ⁽¹⁾	% CHANGE IN EAV FROM PREVIOUS YEAR
2020	\$ 800,228,876	+5.00% ⁽²⁾
2021	838,076,570	+4.73%
2022	887,862,571	+5.94%
2023	971,524,927	+9.42%
2024	1,050,382,098	+8.12%

Source: County Clerk's Office.

(1) Does not include Incremental EAV.

(2) Based on the District's 2019 EAV of \$762,091,712.

TAX INCREMENT FINANCING DISTRICTS LOCATED WITHIN THE DISTRICT

A portion of the District's EAV is contained in TIF districts, as detailed below. When a TIF district is created within the boundaries of a taxing body, such as the District, the EAV of the portion of real property designated as a TIF district is frozen at the level of the tax year in which it was designated as such (the "*Base EAV*"). Any incremental increases in property tax revenue produced by the increase in EAV (the "*Incremental EAV*") derived from the redevelopment project area during the life of the TIF district are not provided to the District until the TIF district expires. The District is not aware of any new TIF districts planned in the immediate future.

LOCATION/ NAME OF TIF	YEAR ESTABLISHED	BASE EAV	2024 EAV	INCREMENTAL EAV
Bourbonnais Ind. TIF 18	2006	\$ 5,941,397	\$16,309,051	\$ 10,367,654
Bourbonnais Main St./Univ. Ave. TIF	2015	6,994,087	9,726,326	2,732,239
Bradley 315 Destination TIF 27 ⁽¹⁾	2024	12,969,057	13,273,654	304,597
Bradley Larry Power Rd. TIF 20	2008	332,905	426,421	93,516
Bradley St. Rte. 50 TIF 17	2006	163,894	15,118,124	14,954,230
Meadowview Mall TIF 23	2016	1,166,597	2,450,163	1,283,566
Total Incremental EAV				\$ 29,735,802
2024 EAV				1,050,382,098
Total EAV				<u>\$1,080,117,900</u>

Source: County Clerk's Office.

(1) The Bradley 315 Sports Park is located in this TIF district. See "THE DISTRICT—Economic Development" herein.

TAXES EXTENDED AND COLLECTED

TAX LEVY YEAR/ COLLECTION YEAR	TAXES EXTENDED	TAXES COLLECTED AND DISTRIBUTED ⁽¹⁾	PERCENT COLLECTED
2019/20	\$15,983,212	\$15,976,509	99.96%
2020/21	16,676,431	16,667,778	99.95%
2021/22	17,269,228	17,253,538	99.91%
2022/23	18,085,648	18,078,327	99.96%
2023/24	19,506,637	19,499,901	99.97%
2024/25	20,145,863	11,274,237 ⁽²⁾	55.96%

Source: Kankakee County Treasurer's Office.

(1) Excludes interest.

(2) In process of collection, as of July 17, 2025.

SCHOOL DISTRICT TAX RATES BY PURPOSE

(Per \$100 EAV)

PURPOSE	2020	2021	2022	2023	2024	MAXIMUM RATE ⁽¹⁾
Educational	\$1.4294	\$1.3934	\$1.3659	\$1.3296	\$1.2853	None ⁽²⁾
Bonds and Interest	0.0707	0.0684	0.0678	0.0620	0.0573	None
Operations & Maintenance	0.3761	0.3617	0.3718	0.3533	0.3411	\$0.5500
IMRF	0.0285	0.0293	0.0284	0.0271	0.0261	None
Transportation	0.1697	0.1786	0.1969	0.2101	0.2023	None
Working Cash	0.0014	0.0014	0.0014	0.0014	0.0014	0.0500
Fire Prevention/Safety	0.0014	0.0014	0.0014	0.0014	0.0014	0.1000
Special Education	0.0014	0.0014	0.0014	0.0014	0.0014	0.4000
Liability Insurance	0.0014	0.0014	0.0014	0.0014	0.0014	None
Revenue Recapture ⁽³⁾	0.0000	0.0019	0.0057	0.0088	0.0056	None
Total District Tax Rate	\$2.0800	\$2.0389	\$2.0421	\$1.9965	\$1.9233	

Source: County Clerk's Office.

- (1) See "REAL PROPERTY ASSESSMENT, TAX LEVY AND COLLECTION PROCEDURES—Property Tax Extension Limitation Law" herein for information on the operation of such maximum rates under the Limitation Law.
- (2) The District does not have a maximum tax rate for educational fund purposes. The aggregate tax rate for the various purposes subject to the Limitation Law, however, may not exceed the District's limiting rate under the Limitation Law.
- (3) See "REAL PROPERTY ASSESSMENT, TAX LEVY AND COLLECTION PROCEDURES—Property Tax Extension Limitation Law" herein for information on the property tax refund revenue recapture provisions of the Limitation Law.

REPRESENTATIVE TOTAL TAX RATES

(Per \$100 EAV)

TAXING AUTHORITY	2020	2021	2022	2023	2024
The District	\$2.0800	\$2.0389	\$2.0421	\$1.9965	\$1.9233
The County	1.1129	1.0811	1.0622	0.9527	0.9101
Bourbonnais Township	0.1021	0.0976	0.0924	0.0769	0.0698
Bourbonnais Township Road	0.2012	0.1925	0.1822	0.1668	0.1541
Bourbonnais	0.4632	0.4548	0.4545	0.4433	0.4264
Bourbonnais Fire	0.4424	0.4345	0.4366	0.4288	0.6549
Bourbonnais Library	0.1808	0.1777	0.1780	0.1733	0.1667
Bourbonnais Township Park District	0.3674	0.3588	0.3475	0.3187	0.3071
Bourbonnais School District Number 53	3.3538	3.2875	3.2927	3.2099	3.2339
Kankakee Community College	0.4918	0.5014	0.4843	0.4595	0.4355
Total Representative Tax Rate ⁽¹⁾	\$8.7956	\$8.6248	\$8.5725	\$8.2264	\$8.2818

Source: County Clerk's Office.

- (1) The total of such rates is the property tax rate paid by a typical resident living in Bourbonnais.

TEN LARGEST TAXPAYERS

TAXPAYER NAME	DESCRIPTION	2024 EAV	PERCENT OF DISTRICT'S TOTAL EAV
Aventis Behring LLC	Manufacturer of therapeutic protein products	\$33,432,774	3.10%
Nucor Steel Kankakee, Inc.	Steel manufacturing and recycling	16,585,097	1.54%
SREG TSE LLC	Manufactured home community	7,886,681	0.73%
CSL Behring LLC	Plasma derivatives, ethical pharmaceuticals and biochemical products	6,917,899	0.64%
Riverside Medical Center	Medical center	5,960,570	0.55%
Greenfeather LLC Bourbonnais	Apartments	5,054,553	0.47%
RCG Bradley VII LLC	Sporting goods store	4,260,275	0.39%
Meijer Stores Ltd. Partnership	Grocery store	4,126,704	0.38%
Walmart	Department store	4,022,582	0.37%
Ravenswood Industrial Bldg. LLC	Retail property	3,189,684	0.30%
TOTAL		\$91,436,819	8.47%

Source: County Clerk's Office, except for taxpayer descriptions which are based on publicly available information available to the District. Values shown include Incremental EAV (if any).

The above taxpayers represent 8.47% of the District's 2024 EAV of \$1,080,117,900 (includes Incremental EAV). Reasonable efforts have been made to seek out and report the largest taxpayers. However, many of the taxpayers listed may own multiple parcels and it is possible that some parcels and their valuations may not be included.

RETAILERS' OCCUPATION TAX AND SERVICE OCCUPATION TAX

The following table shows the distribution of the municipal portion of the Retailers' Occupation Tax and Service Occupation Tax collected by the Illinois Department of Revenue (the "Department") from retailers within Bourbonnais and Bradley. The table indicates the level of retail activity in Bourbonnais and Bradley.

CALENDAR YEAR	STATE SALES TAX DISTRIBUTION ⁽¹⁾	
	BOURBONNAIS	BRADLEY
2020	\$3,171,879	\$6,888,590
2021	3,911,405	8,035,602
2022	4,009,579	7,764,979
2023	4,031,037	8,079,538
2024	4,097,902	8,204,828
2025 ⁽²⁾	1,110,742	1,951,816

Source: The Department.

(1) Tax distributions are based on records of the Department relating to the 1% municipal portion of the Retailers' Occupation Tax and Service Occupation Tax, collected on behalf of Bourbonnais and Bradley, less a State administration fee. The municipal 1% sales tax includes tax receipts from the sale of food and drugs which are not taxed by the State.

(2) Through the first quarter of 2025.

CORPORATE PERSONAL PROPERTY REPLACEMENT TAXES

Corporate Personal Property Replacement Taxes (“*CPPRT*”) are revenues received from a tax imposed on corporations, partnerships, trusts, S corporations and public utilities in the State. The purpose of the CPPRT is to replace revenues lost by units of local government (including the District) as a result of the abolishment of the corporate personal property tax (the “*Personal Property Tax*”) with the adoption of the Illinois Constitution of 1970. The State Revenue Sharing Act (the “*Sharing Act*”) was passed in 1979, implementing the CPPRT to replace the lost Personal Property Tax revenues and providing the mechanism for distributing collections of CPPRT to taxing districts (including the District) entitled to receive such tax revenues under the Sharing Act. The District receives CPPRT on an annual basis. The following table sets forth the amount of CPPRT over the last five fiscal years and the estimated amount of CPPRT to be received in Fiscal Year 2026:

FISCAL YEAR	CPPRT RECEIPTS
2021	\$ 832,813
2022	1,815,317
2023	2,051,818
2024	1,351,496
2025	896,163
2026 (estimate)	914,629

Source: The audited financial statements of the District for Fiscal Years 2021-2024, and the Department for Fiscal Years 2025 and 2026.

Going forward, the District expects CPPRT revenues will continue to be in amounts similar to pre-Fiscal Year 2022 levels.

LARGEST EMPLOYERS

Below is a listing of large employers within or near the District.

EMPLOYER	PRODUCT OR SERVICE	LOCATION	APPROXIMATE NUMBER OF EMPLOYEES
Riverside Healthcare	Regional medical center	Kankakee	2,929
CSL Behring, LLC	Plasma derivatives, ethical pharmaceuticals and biochemical products	Bradley	1,400
VDF FutureCeuticals, Inc.	Sales office for food ingredients, including fruit, vegetables and grain-based materials	Momence	800
Ascension St. Mary's Hospital	Hospital	Kankakee	773
The County	Government	Kankakee	625
Olivet Nazarene University	Private university	Bourbonnais	560
Baker and Taylor, LLC	Distributor of books, digital content and entertainment products	Momence	500
Urban Farmer, LLC	USDA-certified, gluten-free certified and SQF all-natural frozen foods	Manteno	380
Momence Packing Co.	Breakfast sausage	Momence	300
Nucor Steel Kankakee, Inc.	Steel billets, merchant bar and rebar	Bourbonnais	300
Manhattan Mechanical Services, LLC	Industrial piping contractor, including scaffolding and insulations surfaces	Manhattan	258
Bimba Manufacturing Co.	Pneumatic, hydraulic and electric actuators, valves, fittings and vacuum motion products for machinery and automation applications	University Pk.	250
Peddinghaus Corp.	Corporate headquarters; machine tools	Bradley	250
The District	Public education	Bradley	263
Pactiv, LLC	Plastic containers, trays, domes and lids	Grant Park	205
Armstrong Flooring, Inc.	Vinyl tile	Kankakee	200

Source: 2025 Illinois Services and 2025 Illinois Manufacturers Directories, the Illinois Department of Commerce and Economic Opportunity, the 2020 Kankakee Market Profile, the County and District employee information provided by the District.

UNEMPLOYMENT RATES

Unemployment statistics are not compiled specifically for the District. The following table shows the trend in annual average unemployment rates, as well as the average unemployment rates for the six-month period ending June 2025, for Bourbonnais, Bradley, the County and the State.

	BOURBONNAIS	BRADLEY	THE COUNTY	THE STATE
2020 – Average ⁽¹⁾	7.7%	7.7%	8.9%	9.3%
2021 – Average	5.3%	5.4%	6.7%	6.1%
2022 – Average	4.6%	4.5%	5.6%	4.6%
2023 – Average	5.0%	4.9%	5.9%	4.5%
2024 – Average	5.0%	4.7%	5.7%	5.0%
2025 – Average ⁽²⁾	N/A	N/A	5.1%	4.8%

Source: State of Illinois Department of Employment Security.

(1) The District attributes the higher unemployment rates to the COVID-19 pandemic.

(2) Six-month average unemployment rate. Not available for municipalities, such as Bourbonnais and Bradley, with a population of less than 25,000.

HOUSING VALUE AND INCOME STATISTICS

The following table sets forth information regarding median home values and various income related statistics for Bourbonnais, Bradley, the County and the State.

	BOURBONNAIS	BRADLEY	THE COUNTY	THE STATE
Median Home Value	\$242,600	\$164,400	\$185,700	\$250,500
Median Household Income	81,017	62,940	68,325	81,702
Median Family Income	99,792	71,951	86,403	103,504
Per Capita Income	34,742	34,140	35,005	45,104

Source: U.S. Census Bureau 2019-2023 American Community Survey 5-Year Estimates released by the U.S. Census Bureau December 12, 2024.

SHORT-TERM BORROWING

The District has not issued tax anticipation warrants or revenue anticipation notes during the last five years to meet its short-term current year cash flow requirements.

FUTURE DEBT

The District plans to issue approximately \$52 million of additional bonds approved at the Election in the first half of calendar year 2026.

DEFAULT RECORD

The District has no record of default and has met its debt repayment obligations promptly.

WORKING CASH FUND

The District is authorized to issue (subject to the provisions of the Limitation Law) general obligation bonds to create, re-create or increase a Working Cash Fund. Such fund can also be created, re-created or increased by the levy of an annual tax not to exceed \$.05 per hundred dollars of EAV (the "*Working Cash Fund Tax*"). The purpose of the fund is to enable the District to have sufficient cash to meet demands for expenditures for corporate purposes. Moneys in the Working Cash Fund may be loaned, in whole or in part, as authorized and directed by the Board, to any fund or funds of the District in anticipation of ad valorem property taxes levied by the District for such fund or funds. The Working Cash Fund is reimbursed when the anticipated taxes or other moneys are received by the District.

Any time moneys are available in the Working Cash Fund, they must be transferred to such other funds of the District and used for any and all school purposes so as to avoid, whenever possible, the issuance of tax anticipation warrants or notes. Interest earned from the investment of the Working Cash Fund may be transferred from the Working Cash Fund to other funds of the District that are most in need of the interest. Moneys in the Working Cash Fund may not be appropriated by the Board in the annual budget.

The District also has the authority to abate amounts in the Working Cash Fund to any other fund of the District if the amount on deposit in such other fund after the abatement will not constitute an excess accumulation of money in that fund and as long as the District maintains an amount to the credit of the Working Cash Fund at least equal to 0.05% of the then current value, as equalized or assessed by the Department, of the taxable property in the District.

Finally, the District may abolish the Working Cash Fund and direct the transfer of any balance thereof to the educational fund at the close of the then current fiscal year. After such abolishment, all outstanding Working Cash Fund Taxes levied will be paid into the educational fund upon collection. Outstanding loans from the Working Cash Fund to other funds of the District at the time of abolishment will be paid or become payable to the educational fund at the close of the then current fiscal year. The outstanding balance in the Working Cash Fund at the time of abolishment, including all outstanding loans from the Working Cash Fund to other funds of the District and all outstanding Working Cash Fund Taxes levied, may be used and applied by the District for the purpose of reducing, by the balance in the Working Cash Fund at the close of the fiscal year, the amount of taxes that the Board otherwise would be authorized or required to levy for educational purposes for the fiscal year immediately succeeding the fiscal year in which the Working Cash Fund is abolished.

WORKING CASH FUND SUMMARY

FISCAL YEAR	END OF YEAR FUND BALANCE
2021	\$2,940,115
2022	9,253,555 ⁽¹⁾
2023	5,331,709 ⁽²⁾
2024	3,172,986 ⁽²⁾
2025	3,321,632

Source: Compiled from the District's audited financial statements for Fiscal Years 2021 through 2024, and preliminary, unaudited numbers for Fiscal Year 2025 provided by the District.

- (1) Increase in the fund balance is due to the issuance of the Series 2022 Bonds and a portion of the proceeds thereof (the "*Working Cash Bond Proceeds*") being deposited into the Working Cash Fund.
- (2) The decrease in the fund balance is related to the transfer of the Working Cash Bond Proceeds to the Operations and Maintenance Fund for capital projects at the District. See "Exhibit A—Combined Statement of Revenues, Expenditures and Changes in Fund Balance, Fiscal Years Ended June 30, 2021-2025."

REAL PROPERTY ASSESSMENT, TAX LEVY AND COLLECTION PROCEDURES

SUMMARY OF PROPERTY ASSESSMENT, TAX LEVY AND COLLECTION PROCEDURES

A separate tax to pay principal of and interest on the Bonds will be levied on all taxable real property within the District. The information under this caption describes the current procedures for real property assessments, tax levies and collections in the County. There can be no assurance that the procedures described herein will not change.

TAX LEVY AND COLLECTION PROCEDURES

Local Assessment Officers determine the assessed valuation of taxable real property and railroad property not held or used for railroad operations. The Department assesses certain other types of taxable property, including railroad property held or used for railroad operations. Local Assessment Officers' valuation determinations are subject to review at the county level and then, in general, to equalization by the Department. Such equalization is achieved by applying to each county's assessments a multiplier determined by the Department. The purpose of equalization is to provide a common basis of assessments among counties by adjusting assessments toward the statutory standard of 33-1/3% of fair cash value. Farmland is assessed according to a statutory formula, which takes into account factors such as productivity and crop mix. Taxes are extended against the assessed values after equalization.

Property tax levies of each taxing body are filed in the office of the county clerk of each county in which territory of that taxing body is located. The county clerk computes the rates and amount of taxes applicable to taxable property subject to the tax levies of each taxing body and determines the dollar amount of taxes attributable to each respective parcel of taxable property. The county clerk then supplies to the appropriate collecting officials within the county the information needed to bill the taxes attributable to the various parcels therein. After the taxes have been collected, the collecting officials distribute to the various taxing bodies their respective shares

of the taxes collected. Taxes levied in one calendar year are due and payable in two installments during the next calendar year.

UNPAID TAXES AND ANNUAL TAX SALES

Taxes that are not paid when due, or that are not paid by mail and postmarked on or before the due date, are deemed delinquent and bear interest at the rate of 1.50% per month (or portion thereof) until paid. Unpaid property taxes, together with penalties, interest and costs, constitute a lien against the property subject to the tax. If taxes go unpaid for 13 months, each county treasurer is required to sell the delinquent property taxes at the “Annual Tax Sale” — a sale of tax liens, not properties. A public sale is held, at which time successful tax buyers pay the unpaid taxes plus penalties. Taxpayers can redeem their property by paying the amount paid at the sale, plus interest penalties and fees. If no redemption is made within the applicable redemption period, then the tax buyer can secure a court-ordered deed to the home. If a tax buyer can prove the home has been abandoned, the period for seeking a deed can be shortened to two years. Owners of vacant, commercial and industrial properties have six months to redeem their taxes before the tax buyer can seek ownership of the property.

If there is no sale of the tax lien on a parcel of property at the Annual Tax Sale, the taxes are forfeited and the property becomes eligible to be purchased at any time thereafter at an amount equal to all delinquent taxes and interest accrued to the date of purchase. Redemption periods and procedures are the same as applicable to the Annual Tax Sale.

When taxes go unpaid for more than 20 years, Illinois law states that the property is “forfeited to the state.” As a practical matter, this does not happen. Instead, the taxes are wiped out, as the property remains in its distressed condition barring a change in the owner’s circumstances or it being sold.

EXEMPTIONS

The Illinois Property Tax Code, as amended (the “*Property Tax Code*”), exempts certain property from taxation. Certain property is exempt from taxation on the basis of ownership and/or use, including, but not limited to, public parks, not-for-profit schools, public schools, churches, not-for-profit hospitals and public hospitals. In addition, the Property Tax Code provides a variety of homestead exemptions, which are discussed below.

An annual General Homestead Exemption provides that the EAV of certain property owned and used for residential purposes (“*Residential Property*”) may be reduced by the amount of any increase over the 1977 EAV, up to a maximum reduction of \$6,000. Beginning with tax year 2023, the maximum reduction in the five collar counties (DuPage, Kane, Lake, McHenry and Will) (the “*Collar Counties*”) is \$8,000.

The Homestead Improvement Exemption applies to Residential Property that has been improved or rebuilt in the two years following a catastrophic event, as defined in the Property Tax Code. The exemption is limited to an annual maximum amount of \$75,000 for up to four years to the extent the assessed value is attributable solely to such improvements or rebuilding.

The Senior Citizens Homestead Exemption annually reduces the EAV on residences owned and occupied by senior citizens. The maximum exemption is \$5,000. Beginning with tax year 2023, the maximum exemption in the Collar Counties is \$8,000.

The Senior Citizens Assessment Freeze Homestead Exemption freezes property tax assessments for homeowners who are 65 and older, reside in their property as their principal place of residence and receive a household income not in excess of the maximum income limitation. The maximum income limitation is \$65,000. This exemption grants to qualifying senior citizens an exemption equal to the difference between (a) the current EAV of the residence and (b) the EAV of a senior citizen's residence for the year prior to the year in which he or she first qualifies and applies for the exemption, plus the EAV of improvements since such year.

Purchasers of certain single family homes and residences of one to six units located in certain targeted areas (as defined in the Property Tax Code) can apply for the Community Stabilization Assessment Freeze Pilot Program. To be eligible the purchaser must meet certain requirements for rehabilitating the property, including expenditures of at least \$5 per square foot, adjusted by the Consumer Price Index ("CPI"). Upon meeting the requirements, the assessed value of the improvements is reduced by (a) 90% in the first seven years, (b) 65% in the eighth year and (c) 35% in the ninth year. The benefit ceases in the tenth year. The program will be phased out by June 30, 2029.

The Natural Disaster Homestead Exemption (the "*Natural Disaster Exemption*") applies to homestead properties containing a residential structure that has been rebuilt following a natural disaster. A natural disaster is an occurrence of widespread or severe damage or loss of property resulting from any catastrophic cause including but not limited to fire, flood, earthquake, wind, or storm. The Natural Disaster Exemption is equal to the EAV of the residence in the first taxable year for which the taxpayer applies for the exemption minus the base amount. To be eligible for the Natural Disaster Exemption, the residential structure must be rebuilt within two years after the date of the natural disaster, and the square footage of the rebuilt residential structure may not be more than 110% of the square footage of the original residential structure as it existed immediately prior to the natural disaster. The Natural Disaster Exemption remains at a constant amount until the taxable year in which the property is sold or transferred.

Several exemptions are available to veterans of the United States armed forces. The Veterans with Disabilities Exemption for Specially-Adapted Housing exempts up to \$100,000 of the Assessed Valuation of property owned and used exclusively by veterans with a disability, their spouses or unmarried surviving spouses. Qualification for this exemption requires the veteran's disability to be of such a nature that the federal government has authorized payment for purchase of specially adapted housing under the U.S. Code as certified to annually by the Illinois Department of Veterans Affairs or for housing or adaptations donated by a charitable organization to such disabled veteran.

The Standard Homestead Exemption for Veterans with Disabilities provides an annual homestead exemption to veterans with a service-connected disability based on the percentage of such disability. If the veteran has a (a) service-connected disability of 30% or more but less than 50%, the annual exemption is \$2,500, (b) service-connected disability of 50% or more but less

than 70%, the annual exemption is \$5,000, and (c) service-connected disability of 70% or more, the property is exempt from taxation.

The Returning Veterans' Homestead Exemption is available for property owned and occupied as the principal residence of a veteran in the assessment year, and the year following the assessment year, in which the veteran returns from an armed conflict while on active duty in the United States armed forces. This provision grants a one-time, two-year homestead exemption of \$5,000.

Finally, the Homestead Exemption for Persons with Disabilities provides an annual homestead exemption in the amount of \$2,000 for property that is owned and occupied by certain disabled persons who meet State-mandated guidelines.

PROPERTY TAX EXTENSION LIMITATION LAW

The Property Tax Extension Limitation Law, as amended (the "*Limitation Law*"), limits the annual growth in the amount of property taxes to be extended for certain Illinois non-home-rule units, including the District. In general, the annual growth permitted under the Limitation Law is the lesser of 5% or the percentage increase in the CPI during the calendar year preceding the levy year. Taxes can also be increased due to new construction, referendum approval of tax rate increases, mergers and consolidations.

The effect of the Limitation Law is to limit the amount of property taxes that can be extended for a taxing body. In addition, general obligation bonds, notes and installment contracts payable from ad valorem taxes unlimited as to rate and amount cannot be issued by the affected taxing bodies unless they are approved by referendum (such as the Bonds), are alternate bonds, are for certain refunding purposes or are bonds issued for school fire prevention and safety purposes.

The District has the authority to levy taxes for many different purposes. See "FINANCIAL INFORMATION AND ECONOMIC CHARACTERISTICS OF THE DISTRICT—School District Tax Rates by Purpose" above. The ceiling at any particular time on the rate at which these taxes may be extended for the District is either (a) unlimited (as provided by statute), (b) initially set by statute but permitted to be increased by referendum, (c) capped by statute, or (d) limited to the rate approved by referendum. The only ceiling on a particular tax rate is the ceiling set by statute, at which the rate is not permitted to be further increased by referendum or otherwise. Therefore, taxing districts (such as the District) have flexibility to levy taxes for the purposes for which they most need the money. The total aggregate tax rate for the various purposes subject to the Limitation Law, however, will not be allowed to exceed the District's limiting rate computed in accordance with the provisions of the Limitation Law.

If the District's Adequacy Target (as defined under "STATE AID" herein) exceeds 110% for the school year that begins during the calendar year immediately preceding the levy year for which a tax reduction is sought, a petition signed by at least 10% of the registered voters in the District may be filed requiring a proposition to be submitted to the District's voters at the next consolidated election in April of odd-numbered years asking the voters whether the District must reduce its

extension for educational purposes for the levy year in which the election is held to an amount that is less than the extension for educational purposes for the immediately preceding levy year. The reduced extension, however, may not be more than 10% lower than the amount extended for educational purposes in the previous levy year and may not cause the District's Adequacy Target to fall below 110% for the levy year for which the reduction is sought. If the voters approve the proposition, the County Clerk will extend a rate for educational purposes that is no greater than the limiting rate for educational purposes computed in accordance with the Limitation Law. Furthermore, if the voters approve such proposition, separate limiting rates for educational purposes and for the aggregate of the District's other funds subject to the Limitation Law will be computed in accordance with the provisions of the Limitation Law. If such proposition is submitted to the voters, it may not be submitted again at any of the next two consolidated elections.

Local governments, including the District, can issue limited bonds in lieu of general obligation bonds that have otherwise been authorized by applicable law.

Beginning with levy year 2021, each tax-capped taxing district (such as the District) receives an automatic levy increase in the amount of any property tax refunds paid by such taxing district in the prior year as a result of the issuance of certificates of error, court orders issued in connection with valuation tax objection complaints and Illinois Property Tax Appeal Board (the "*PTAB*") decisions. For levy year 2024, the additional amount added to the District's tax levy as a result of this change was \$58,292.

Pursuant to Section 18-190.7 of the Property Tax Code, school districts that have a designation of "recognition" or "review" according to the Illinois State Board of Education's ("*ISBE*") School District Financial Profile System, park districts, library districts and community college districts and for which taxes were not extended at the maximum amount permitted under the Limitation Law in a given levy year may be able to recapture all or a portion of such unrealized levy amount in a subsequent levy year. Section 18-190.7 directs county clerks, in calculating the limiting rate for a given taxing district, to use the greater of the taxing district's last preceding aggregate extension or the district's last preceding aggregate extension if the taxing district had utilized the maximum limiting rate permitted without referendum for each of the three immediately preceding levy years. The aggregate extension of a taxing district that includes any recapture for a particular levy year cannot exceed the taxing district's aggregate extension for the immediately preceding levy year by more than 5%. If a taxing district cannot recapture the entire unrealized levy amount in a single levy year, the taxing district may increase its aggregate extension in each succeeding levy year until the entire levy amount is recaptured.

Illinois legislators have introduced several proposals to further modify the Limitation Law, including freezing property taxes and extending tax caps to all taxing bodies in the State. The District cannot predict whether, or in what form, any change to the Limitation Law may be enacted into law, nor can the District predict the effect of any such change on the District's finances.

TRUTH IN TAXATION LAW

Legislation known as the Truth in Taxation Law (the "*Law*") limits the aggregate amount of certain taxes which can be levied by, and extended for, a taxing district to 105% of the amount

of taxes extended in the preceding year unless specified notice, hearing and certification requirements are met by the taxing body. The express purpose of the Law is to require published disclosure of, and hearing upon, an intention to adopt a levy in excess of the specified levels. The provisions of the Law do not apply to levies made to pay principal of and interest on the Bonds. The District covenanted in the Bond Resolution that it will not take any action or fail to take any action which would adversely affect the ability of the District to levy and collect the taxes levied by the District for payment of principal of and interest on the Bonds. The District also covenanted that it and its officers will comply with all present and future applicable laws to assure that such taxes will be levied, extended, collected and deposited as provided in the Bond Resolution.

SCHOOL DISTRICT FINANCIAL PROFILE

ISBE utilizes a system for assessing a school district's financial health referred to as the "*School District Financial Profile*" which replaced the Financial Watch List and Financial Assurance and Accountability System (FAAS). This system identifies those school districts which are moving into financial distress.

The system uses five indicators which are individually scored, placed into a category of a four, three, two or one, with four being the best possible, and weighted in order to arrive at a composite district financial profile. The indicators and the weights assigned to those indicators are as follows: fund balance to revenue ratio (35%); expenditures to revenue ratio (35%); days cash on hand (10%); percent of short-term borrowing ability remaining (10%); and percent of long-term debt margin remaining (10%).

The scores of the weighted indicators are totaled to obtain a district's overall score. The highest score is 4.0 and the lowest score is 1.0. A district is then placed in one of four categories as follows:

- *Financial Recognition.* A school district with a score of 3.54-4.00 is assigned to this category, which is the best category of financial strength. These districts require minimal or no active monitoring by ISBE unless requested by the district.
- *Financial Review.* A school district with a score of 3.08-3.53 is assigned to this category, the next highest financial strength category. These districts receive a limited review by ISBE, but are monitored for potential downward trends. ISBE staff also review the next year's school budget for further negative trends.
- *Financial Early Warning.* A school district with a score of 2.62-3.07 is placed in this category. ISBE monitors these districts closely and offers proactive technical assistance, such as financial projections and cash flow analysis. These districts also are reviewed to determine whether they meet the criteria set forth in Article 1A-8 of the School Code to be certified in financial difficulty and possibly qualify for a Financial Oversight Panel.
- *Financial Watch.* A school district with a score of 1.00-2.61 is in this category, the highest risk category. ISBE monitors these districts very closely and offers

technical assistance with, but not limited to, financial projections, cash flow analysis, budgeting, personnel inventories and enrollment projections. These districts are also assessed to determine if they qualify for a Financial Oversight Panel.

For each school district, ISBE calculates an original financial profile score (the “*Original Score*”) and an adjusted financial profile score (the “*Adjusted Score*”). The Original Score is calculated based solely on such school district’s audited financial statements as of the close of the most recent fiscal year. The Adjusted Score is calculated based initially on a school district’s audited financial statements for the most recent fiscal year, with adjustments made to reflect the impact on the Original Score of timing differences between such school district’s actual and expected receipt of State payments, as required by Section 1A-8 of the School Code. ISBE has implemented this statutory requirement by adding in payments expected to be received during the calculation year but not actually received until the following fiscal year, as well as by subtracting certain State payments received during the current fiscal year but attributable to a prior fiscal year. Such adjustments may have a varying effect on a school district’s Adjusted Score based on the amount of time by which such State payments are delayed and the accounting basis adopted by such school district. Due to the manner in which such requirement has been implemented by ISBE, a school district’s Adjusted Score may be different than it otherwise would have been in certain years based on the scheduled receipt of State payments.

The following table sets forth the District’s Original Scores and Adjusted Scores, as well as the designation assigned to each score, for each of the last five fiscal years (as released by ISBE in the calendar year following the conclusion of each fiscal year):

FISCAL YEAR (JUNE 30)	ORIGINAL SCORE	DESIGNATION BASED ON ORIGINAL SCORE	ADJUSTED SCORE	DESIGNATION BASED ON ADJUSTED SCORE
2019	4.00	Recognition	4.00	Recognition
2020	4.00	Recognition	4.00	Recognition
2021	3.65	Recognition	4.00	Recognition
2022	4.00	Recognition	4.00	Recognition
2023	4.00	Recognition	4.00	Recognition

The Auditor has calculated the District’s Original Score for fiscal year 2024 to be 3.65, which places the District in the Financial Recognition category. Such calculation of the Original Score is preliminary and may be different from the official Original Score released by ISBE. The District expects that ISBE will release its official Original Score and its Adjusted Score in Fall 2025.

STATE AID

GENERAL

The State provides aid to local school districts on an annual basis as part of the State's appropriation process. Many school districts throughout the State rely on such state aid as a significant part of their budgets. For Fiscal Year 2024, 30.61% of the District's General Fund revenue came from State funding sources. See *Exhibit C* to this Official Statement for more information concerning the breakdown of the District's revenue sources.

GENERAL STATE AID—EVIDENCE-BASED FUNDING MODEL

Beginning with Fiscal Year 2018, general State funds (*"General State Aid"*) have, pursuant to Public Act 100-0465, been distributed to school districts under the "Evidence-Based Funding Model". The Evidence-Based Funding Model sets forth a school funding formula that ties individual district funding to evidence-based best practices that certain research shows enhance student achievement in the classroom. Under the funding formula, ISBE will calculate an adequacy target (the *"Adequacy Target"*) each year for each district based upon its unique student population, regional wage differences and best practices. Each district will be placed in one of four tiers depending on how close the sum of its local resources available to support education (based on certain State resources and its expected property tax collections, its *"Local Capacity Target"*), and its Base Funding Minimum (as hereinafter defined) are to its Adequacy Target; Tier One and Tier Two for those districts that are the furthest away from their Adequacy Targets and Tier Three and Tier Four for those districts that are the closest to (or above) their Adequacy Targets. For each school year, all State funds appropriated for General State Aid in excess of the amount needed to fund the Base Funding Minimum for all school districts (*"New State Funds"*) will be distributed to districts based on tier placement. Of any New State Funds available, Tier One receives 50%, Tier Two receives 49%, Tier Three receives 0.9%, and Tier Four receives 0.1%. Tier Two includes all Tier One districts for the purpose of the allocation percentages for New State Funds.

On June 16, 2025, Governor Pritzker signed the State's \$55.2 billion general funds budget (Public Act 104-0003) for the fiscal year ending June 30, 2026 (the *"Fiscal Year 2026 Budget"*). The Fiscal Year 2026 Budget increased funding for K-12 education by approximately \$275 million. The Fiscal Year 2026 Budget appropriated General State Aid in an amount \$300 million greater than the appropriation in the prior fiscal year budget. Such additional General State Aid will be distributed to districts pursuant to the Evidence-Based Funding Model.

The Evidence-Based Funding Model provides that each school district will be allocated at least as much in General State Aid in future years as it received in the most recently completed school year (such amount being the district's *"Base Funding Minimum"*). The Base Funding Minimum for the District for school year 2017-2018 was \$5,213,845 (the *"Initial Base Funding Minimum"*). Mandated Categorical State Aid (as hereinafter defined) received by the District in fiscal year 2017, other than Mandated Categorical State Aid related to transportation and extraordinary special education, was included in the Initial Base Funding Minimum. Any New

State Funds received by a district in a year become part of its Base Funding Minimum in the following year.

The following table sets forth the amounts of Evidenced-Based Funding in each of the last five fiscal years, and the amount expected to be received in Fiscal Year 2026.

FISCAL YEAR	EVIDENCE-BASED FUNDING
2021	\$ 7,581,456
2022	8,303,061
2023	8,763,658
2024	9,341,101
2025	10,001,608
2026 (projected)	10,477,668

Source: The audited financial statements of the District for Fiscal Years 2021 through 2024 for historical amounts and ISBE for the amount for Fiscal Year 2025 and the amount projected for Fiscal Year 2026. The projected amount of Evidenced-Based Funding for Fiscal Year 2026 consists of the Base Funding Minimum plus anticipated New State Funds for Fiscal Year 2026.

The District was placed in Tier One for Fiscal Years 2025 and 2026.

PROPERTY TAX RELIEF POOL FUNDS

For the purpose of encouraging high tax rate school districts to reduce property taxes, the Evidence-Based Funding Model also established a property tax relief grant program (the “*Property Tax Relief Pool*”). School districts must apply for the grant and indicate an amount of intended property tax relief, which relief may not be greater than 1% of EAV for a unit district, 0.69% of EAV for an elementary school district or 0.31% of EAV for a high school district, reduced, in each case, based on the Local Capacity Target of the applicant. Property Tax Relief Pool grants will be allocated to school districts based on each district’s percentage of the simple average operating tax rate of all school districts of the same type (unit, elementary or high), in order of priority from highest percentage to lowest, until the Property Tax Relief Pool is exhausted. A school district which receives a Property Tax Relief Pool grant is required to abate its property tax levy by the amount of intended property tax relief for the levy year in which the grant is to be received, and the succeeding levy year. The difference between the amount of the grant and the amount of the abatement is based on a statutory calculation which takes into account relative Local Capacity Targets. Pursuant to such calculation, a school district with a low Local Capacity Target will be required to abate less than a school district with a high Local Capacity Target, assuming the amount of Property Tax Relief Pool grants received by the school districts are the same. Property Tax Relief Pool grants received by a school district are included in future calculations of that district’s Base Funding Minimum, unless that district does not abate its property tax levy by the amount of intended property tax relief as described above.

For each of the last three fiscal years, \$50 million of General State Aid was allocated to the Property Tax Relief Pool. In the Fiscal Year 2026 Budget, no funds were allocated to the Property Tax Relief Pool.

MANDATED CATEGORICAL STATE AID

Illinois school districts are entitled to reimbursement from the State for expenditures incurred in providing programs and services legally required to be available to students under State law. Such reimbursements, referred to as “*Mandated Categorical State Aid*,” are made to the school district in the fiscal year following the expenditure, *provided* that the school district files the paperwork necessary to inform the State of such an entitlement. From time to time, Mandated Categorical State Aid payments from the State have been delayed and have been prorated as part of the appropriation process, as described below.

Prior to fiscal year 2018, the School Code provided for Mandated Categorical State Aid with respect to mandatory school programs relating to: (a) special education, (b) transportation, (c) free and reduced breakfast and lunch, and (d) orphanage tuition. Beginning with fiscal year 2018, Mandated Categorical State Aid is no longer the source of funding for mandatory school programs relating to special education, other than private facility tuition and transportation. Mandated Categorical State Aid received by a district in fiscal year 2017 for special education programming no longer available for Mandated Categorical State Aid in fiscal year 2018 is included in the Base Funding Minimum for that district.

In addition, although school districts are entitled to reimbursement for expenditures made under these programs, these reimbursements are subject to the State’s appropriation process. In the event that the State does not appropriate an amount sufficient to fund fully the Mandated Categorical State Aid owed to each school district, the total Mandated Categorical State Aid is proportionally reduced such that each school district receives the same percentage of its Mandated Categorical State Aid request with respect to a specific category of such aid as every other school district.

In past years, the State has not fully funded all Mandated Categorical State Aid payments. Therefore, pursuant to the procedures discussed above, proportionate reductions in Mandated Categorical State Aid payments to school districts have occurred. However, because these programs are “mandatory” under the School Code, each school district must provide these programs regardless of whether such school district is reimbursed by the State for the related expenditures. No assurance can be given that the State will make appropriations in the future sufficient to fund fully the Mandatory Categorical State Aid requirements. As such, the District’s revenues may be impacted in the future by increases or decreases in the level of funding appropriated by the State for Mandated Categorical State Aid.

COMPETITIVE GRANT STATE AID

The State also provides funds to school districts for expenditures incurred in providing additional programs that are allowed, but not mandated by, the School Code. In contrast to Mandated Categorical State Aid, such “*Competitive Grant State Aid*” is not guaranteed to a school district that provides these programs. Instead, a school district applying for Competitive Grant State Aid must compete with other school districts for the limited amount appropriated each year by the State for such program.

Competitive Grant State Aid is allocated, after appropriation by the State, among certain school districts selected by the State. The level of funding is annually determined separately for each category of aid based on the State's budget. This process does not guarantee that any funding will be available for Competitive Grant State Aid programs, even if a school district received such funding in a prior year. Therefore, school districts may incur expenditures with respect to certain Competitive Grant State Aid programs without any guarantee that the State will appropriate the money necessary to reimburse such expenditures.

PAYMENT FOR MANDATED CATEGORICAL STATE AID AND COMPETITIVE GRANT STATE AID

The State makes payments to school districts for Mandated Categorical State Aid and Competitive Grant State Aid (together, "*Categorical State Aid*") in accordance with a voucher system involving ISBE. ISBE vouchers payments to the State on a periodic basis. The time between vouchers varies depending on the type of Categorical State Aid in question. For example, with respect to the categories of Mandated Categorical State Aid related to extraordinary special education and transportation, ISBE vouchers the State for payments on a quarterly basis. With respect to Competitive Grant State Aid, a payment schedule is established as part of the application process, and ISBE vouchers the State for payment in accordance with this payment schedule.

Once ISBE has vouchered the State for payment, the State is required to make the Categorical State Aid payments to the school districts. As a general matter, the State is required to make such payments within 90 days after the end of the State's fiscal year.

See *Exhibit C* for a summary of the District's general fund revenue sources.

FEDERAL COVID-19 FUNDS DISTRIBUTED TO THE DISTRICT

The COVID-19 pandemic, along with various governmental measures taken to protect public health in light of the pandemic, had an adverse impact on global economies, including economic conditions in the United States. In response to the pandemic, federal legislation, particularly the (i) Coronavirus Aid, Relief, and Economic Security Act (commonly known as ESSER I), (ii) Coronavirus Response and Relief Supplemental Appropriations Act of 2021 (commonly known as ESSER II), and (iii) American Rescue Plan of 2021 (commonly known as ESSER III), was enacted to provide funds to mitigate the economic downturn and health care crisis caused by COVID-19.

The District received \$243,544 pursuant to ESSER I, \$981,783 pursuant to ESSER II and \$2,771,561 pursuant to ESSER III. All ESSER funds have been spent. The District retained some support staff that were previously paid from ESSER funds and are now being paid from the District's operating funds.

RETIREMENT PLANS

The District participates in two defined benefit pension plans: (i) the Teachers' Retirement System of the State of Illinois ("*TRS*"), which provides retirement benefits to the District's

teaching employees, and (ii) the Illinois Municipal Retirement Fund (the “*IMRF*” and, together with TRS, the “*Pension Plans*”), which provides retirement benefits to the District’s non-teaching employees. The District makes certain contributions to the Pension Plans on behalf of its employees, as further described in this section. The operations of the Pension Plans, including the contributions to be made to the Pension Plans, the benefits provided by the Pension Plans, and the actuarial assumptions and methods employed in generating the liabilities and contributions of the Pension Plans, are governed by the Illinois Pension Code, as amended (the “*Pension Code*”).

The following summarizes certain provisions of the Pension Plans and the funded status of the Pension Plans, as more completely described in Note 6 to the Audit, as hereinafter defined, attached hereto as APPENDIX A.

BACKGROUND REGARDING PENSION PLANS

The Actuarial Valuation

The disclosures in the Audit related to the Pension Plans are based in part on the actuarial valuations of the Pension Plans. In the actuarial valuations, the actuary for each of the Pension Plans measures the financial position of the Pension Plan, determines the amount to be contributed to a Pension Plan pursuant to statutory requirements, and produces information mandated by the financial reporting standards (the “*GASB Standards*”) issued by the Governmental Accounting Standards Board (“*GASB*”), as described below.

In producing an actuarial valuation, the actuary for the Pension Plan uses demographic data (including employee age, salary and service credits), economic assumptions (including estimated future salary and interest rates), and decrement assumptions (including employee turnover, mortality and retirement rates) and employs various actuarial methods to generate the information required to be included in such valuation.

GASB Standards

The GASB Standards provide standards for financial reporting and accounting related to pension plans.

The GASB Standards require calculation and disclosure of a “Net Pension Liability” or “Net Pension Asset,” which is the difference between the actuarial present value of projected benefit payments that is attributed to past periods of employee service calculated pursuant to the methods and assumptions set forth in the GASB Standards (referred to in such statements as the “*Total Pension Liability*”) and the fair market value of the pension plan’s assets (referred to as the “*Fiduciary Net Position*”).

Furthermore, the GASB Standards employ a rate, referred to in such statements as the “*Discount Rate*,” which is used to discount projected benefit payments to their actuarial present values. The Discount Rate is a blended rate comprised of (1) a long-term expected rate of return on a pension plan’s investments (to the extent that such assets are projected to be sufficient to pay

benefits), and (2) a tax-exempt municipal bond rate meeting certain specifications set forth in the GASB Standards.

Finally, the GASB Standards require that the Net Pension Liability be disclosed in the notes to the financial statements of the pension system and that a proportionate share of the Net Pension Liability be recognized on the balance sheet of the employer, and that an expense be recognized on the income statement of the employer.

Pension Plans Remain Governed by the Pension Code

As described above, the GASB Standards establish requirements for financial reporting purposes. However, the Pension Plans are ultimately governed by the provisions of the Pension Code in all respects, including, but not limited to, the amounts to be contributed by the District to the Pension Plans in each year.

TEACHERS' RETIREMENT SYSTEM OF THE STATE OF ILLINOIS

The District participates in TRS, which is a cost-sharing multiple-employer defined benefit pension plan that was created by the General Assembly of the State (the "*General Assembly*") for the benefit of Illinois public school teachers outside the City of Chicago. TRS members include all active non-annuitants who are employed by a TRS-covered employer, which includes all school districts located outside of the City of Chicago, to provide services for which teacher licensure is required.

The Pension Code sets the benefit provisions of TRS, which can only be amended by the General Assembly. The State maintains primary responsibility for the funding of the plan, but contributions from participating employers and members are also required. The TRS Board of Trustees is responsible for the System's administration.

For information relating to the actuarial assumptions and methods used by TRS, including the Discount Rate and the sensitivity of the Net Pension Liability to changes in the Discount Rate, see Note 6 to the Audit.

Employer Funding of Teachers' Retirement System

Under the Pension Code, active members contribute 9.0% of creditable earnings to TRS. The State makes the balance of employer contributions to the State on behalf of the District, except

for a small portion contributed by the teacher’s employer, such as the District. For Fiscal Years 2020 through 2024, all amounts contributed by the District to TRS were as follows:

FISCAL YEAR	TRS CONTRIBUTION
2020	\$ 86,221
2021	98,000
2022	123,361
2023	110,355
2024	113,815

Source: The audited financial statements of the District for Fiscal Years 2020 through 2024.

For information regarding additional contributions the District may be required to make to TRS with respect to certain salary increases and other programs, see Note 6 to the Audit.

ILLINOIS MUNICIPAL RETIREMENT FUND

The District also participates in the IMRF, which is a defined-benefit, agent multiple employer pension plan that acts as a common investment and administrative agent for units of local government and school districts in the State. The IMRF is established and administered under statutes adopted by the General Assembly. The Pension Code sets the benefit provisions of the IMRF, which can only be amended by the General Assembly.

Each employer participating in the IMRF, including the District, has an employer reserve account with the IMRF separate and distinct from all other participating employers (the “*IMRF Account*”) along with a unique employer contribution rate determined by the IMRF Board of Trustees (the “*IMRF Board*”), as described below. The employees of a participating employer receive benefits solely from such employer’s IMRF Account. Participating employers are not responsible for funding the deficits of other participating employers.

The IMRF issues a publicly available financial report that includes financial statements and required supplementary information which may be viewed at the IMRF’s website.

See Note 6 to the Audit for additional information on the IMRF’s actuarial methods and assumptions, including information regarding the Discount Rate and the sensitivity of the Net Pension Liability to changes in the Discount Rate.

Contributions

Both employers and employees contribute to the IMRF. At present, employees contribute 4.50% of their salary to the IMRF, as established by statute. Employers are required to make all additional contributions necessary to fund the benefits provided by the IMRF to its employees. The annual rate at which an employer must contribute to the IMRF is established by the IMRF Board. The District’s contribution rate for calendar year 2024 was 9.13% of covered payroll.

For the calendar years ended December 31, 2020, through December 31, 2024, the District contributed the following amounts to IMRF:

CALENDAR YEAR	IMRF CONTRIBUTION
2020	\$373,627
2021	377,517
2022	343,570
2023	338,410
2024	373,466

Source: The audited financial statements of the District for Fiscal Year 2024, and actuarial GASB Disclosures Statement 68 prepared by Gabriel, Roeder, Smith & Company as of December 31, 2024.

Measures of Financial Position

The following table presents the measures of the IMRF Account's financial position as of December 31 of the years 2020 through 2024, which are presented pursuant to the GASB Standards.

CALENDAR YEAR ENDED DECEMBER 31	TOTAL PENSION LIABILITY	FIDUCIARY NET POSITION	NET PENSION (ASSET)/LIABILITY	FIDUCIARY NET POSITION AS A % OF TOTAL PENSION LIABILITY	DISCOUNT RATE
2020	\$14,735,504	\$14,126,371	\$ 609,133	95.87%	7.25%
2021	15,453,681	16,149,611	(695,930)	104.50%	7.25%
2022	16,023,446	13,378,680	2,644,766	83.49%	7.25%
2023	16,601,739	14,355,991	2,245,748	86.47%	7.25%
2024	17,546,259	15,422,557	2,123,702	87.90%	7.25%

Source: The audited financial statements of the District for Fiscal Years 2021-2024, and actuarial GASB Disclosures Statement 68 prepared by Gabriel, Roeder, Smith & Company as of December 31, 2024.

See Note 6 to the Audit, and the related required supplementary information disclosures, for a description of the IMRF, the IMRF Account, the District's funding policy, information on the assumptions and methods used by the actuary, and the financial reporting information required by the GASB Standards.

TEACHER HEALTH INSURANCE SECURITY FUND

The District participates in the Teacher Health Insurance Security Fund (the "*THIS Fund*"), a cost-sharing, multiple-employer defined benefit post-employment healthcare plan that was established by the Illinois legislature for the benefit of retired Illinois public school teachers employed outside the city of Chicago. The THIS Fund provides medical, prescription, and behavioral health benefits, but it does not provide vision, dental, or life insurance benefits to annuitants of TRS.

The State maintains primary responsibility for funding, but contributions from participating employers and members are also required. For Fiscal Year 2024, the District paid \$89,449 to the THIS Fund, which was 100% of the required contribution.

BOND RATINGS

S&P is expected to assign the Bonds an insured rating of “AA” (Stable Outlook) based on the Policy to be issued by AG at the time of delivery of the Bonds. S&P has assigned the Bonds an underlying rating of “AA-” (Stable Outlook). These ratings reflect only the views of S&P. An explanation of the methodology for such ratings may be obtained from S&P. Certain information concerning the Bonds and the District not included in this Official Statement was furnished to S&P and AG by the District. There is no assurance that the ratings will be maintained for any given period of time or that such ratings will not be changed by S&P if, in such rating agency’s judgment, circumstances so warrant. Any downward change in or withdrawal of the ratings may have an adverse effect on the market price of the Bonds.

Except as may be required by the Undertaking described below under the heading “CONTINUING DISCLOSURE”, the form of which is attached hereto as APPENDIX C, neither the District nor the Underwriter undertakes responsibility to bring to the attention of the owners of the Bonds any proposed change in or withdrawal of the ratings or to oppose any such revision or withdrawal.

TAX EXEMPTION

Federal tax law contains a number of requirements and restrictions which apply to the Bonds, including investment restrictions, periodic payments of arbitrage profits to the United States, requirements regarding the proper use of bond proceeds and the facilities financed therewith, and certain other matters. The District has covenanted to comply with all requirements that must be satisfied in order for the interest on the Bonds to be excludible from gross income for federal income tax purposes. Failure to comply with certain of such covenants could cause interest on the Bonds to become includible in gross income for federal income tax purposes retroactively to the date of issuance of the Bonds.

Subject to the District’s compliance with the above-referenced covenants, under present law, in the opinion of Bond Counsel, interest on the Bonds is excludible from the gross income of the owners thereof for federal income tax purposes and is not includible as an item of tax preference in computing the federal alternative minimum tax for individuals under the Internal Revenue Code of 1986, as amended (the “Code”). Interest on the Bonds may affect the corporate alternative minimum tax for certain corporations.

In rendering its opinion, Bond Counsel will rely upon certifications of the District with respect to certain material facts within the District’s knowledge. Bond Counsel’s opinion represents its legal judgment based upon its review of the law and the facts that it deems relevant to render such opinion and is not a guarantee of a result.

Ownership of the Bonds may result in collateral federal income tax consequences to certain taxpayers, including, without limitation, corporations subject to the branch profits tax, financial institutions, certain insurance companies, certain S corporations, individual recipients of Social Security or Railroad Retirement benefits and taxpayers who may be deemed to have incurred (or continued) indebtedness to purchase or carry tax-exempt obligations. Prospective purchasers of the Bonds should consult their tax advisors as to applicability of any such collateral consequences.

The issue price for original issue discount (as further discussed below) and market discount purposes (the “*OID Issue Price*”) for each maturity of the Bonds is the price at which a substantial amount of such maturity of the Bonds is first sold to the public (excluding bond houses and brokers and similar persons or organizations acting in the capacity of underwriters, placement agents or wholesalers). The *OID Issue Price* of a maturity of the Bonds may be different from the price set forth, or the price corresponding to the yield set forth, on the inside cover page hereof.

The Bonds do not pay interest until a date that is more than one year after the date of issue. The interest payments on the Bonds are not “qualified stated interest” for federal income tax purposes and will accordingly be included in the computation of original issue discount as described below. Regardless of whether the *OID Issue Price* of any maturity of the Bonds is below the par amount thereof, the difference between the *OID Issue Price* of each maturity of the Bonds and the sum of all interest payments thereon plus the amount payable at maturity is original issue discount. Because interest is not payable at intervals of one year or less, all of the Bonds are “*OID Bonds*.”

For an investor who purchases an *OID Bond* in the initial public offering at the *OID Issue Price* for such maturity and who holds such *OID Bond* to its stated maturity, subject to the condition that the District complies with the covenants discussed above, (a) the full amount of original issue discount with respect to such *OID Bond* constitutes interest which is excludible from the gross income of the owner thereof for federal income tax purposes; (b) such owner will not realize taxable capital gain or market discount upon payment of such *OID Bond* at its stated maturity; (c) such original issue discount is not included as an item of tax preference in computing the alternative minimum tax for individuals under the Code; and (d) the accretion of original issue discount in each year may result in certain collateral federal income tax consequences in each year even though a corresponding cash payment may not be received until a later year. Based upon the stated position of the Department under State income tax law, accreted original issue discount on such *OID Bonds* is subject to taxation as it accretes, even though there may not be a corresponding cash payment until a later year. Owners of *OID Bonds* should consult their own tax advisors with respect to the state and local tax consequences of original issue discount on such *OID Bonds*.

Owners of Bonds who dispose of Bonds prior to the stated maturity (whether by sale, redemption or otherwise), purchase Bonds in the initial public offering, but at a price different from the *OID Issue Price* or purchase Bonds subsequent to the initial public offering should consult their own tax advisors.

If a Bond is purchased at any time for a price that is less than the Bond’s stated redemption price at maturity or, in the case of an *OID Bond*, its *OID Issue Price* plus accreted original issue discount reduced by payments of interest included in the computation of original issue discount

and previously paid (the “Revised Issue Price”), the purchaser will be treated as having purchased a Bond with market discount subject to the market discount rules of the Code (unless a statutory de minimis rule applies). Accrued market discount is treated as taxable ordinary income and is recognized when a Bond is disposed of (to the extent such accrued discount does not exceed gain realized) or, at the purchaser’s election, as it accrues. Such treatment would apply to any purchaser who purchases an OID Bond for a price that is less than its Revised Issue Price even if the purchase price exceeds par. The applicability of the market discount rules may adversely affect the liquidity or secondary market price of such Bond. Purchasers should consult their own tax advisors regarding the potential implications of market discount with respect to the Bonds.

There are or may be pending in Congress legislative proposals, including some that carry retroactive effective dates, that, if enacted, could alter or amend the federal tax matters referred to above or affect the market value of the Bonds. It cannot be predicted whether or in what form any such proposal might be enacted or whether, if enacted, it would apply to bonds issued prior to enactment. Prospective purchasers of the Bonds should consult their own tax advisors regarding any pending or proposed federal tax legislation. Bond Counsel expresses no opinion regarding any pending or proposed federal tax legislation.

The Service has an ongoing program of auditing tax-exempt obligations to determine whether, in the view of the Service, interest on such tax-exempt obligations is includible in the gross income of the owners thereof for federal income tax purposes. It cannot be predicted whether or not the Service will commence an audit of the Bonds. If an audit is commenced, under current procedures the Service may treat the District as a taxpayer and the Bondholders may have no right to participate in such procedure. The commencement of an audit could adversely affect the market value and liquidity of the Bonds until the audit is concluded, regardless of the ultimate outcome.

Payments of interest on, and proceeds of the sale, redemption or maturity of, tax-exempt obligations, including the Bonds, are in certain cases required to be reported to the Service. Additionally, backup withholding may apply to any such payments to any Bond owner who fails to provide an accurate Form W-9 Request for Taxpayer Identification Number and Certification, or a substantially identical form, or to any Bond owner who is notified by the Service of a failure to report any interest or dividends required to be shown on federal income tax returns. The reporting and backup withholding requirements do not affect the excludability of such interest from gross income for federal tax purposes.

Interest on the Bonds is not exempt from present State income taxes. Ownership of the Bonds may result in other state and local tax consequences to certain taxpayers. Bond Counsel expresses no opinion regarding any such collateral consequences arising with respect to the Bonds. Prospective purchasers of the Bonds should consult their tax advisors regarding the applicability of any such state and local taxes.

QUALIFIED TAX-EXEMPT OBLIGATIONS

Subject to the District’s compliance with certain covenants, in the opinion of Bond Counsel, the Bonds are “qualified tax-exempt obligations” under the small issuer exception provided under Section 265(b)(3) of the Code, which affords banks and certain other financial

institutions more favorable treatment of their deduction for interest expense than would otherwise be allowed under Section 265(b)(2) of the Code.

CONTINUING DISCLOSURE

The District will enter into a Continuing Disclosure Undertaking (the “*Undertaking*”) for the benefit of the beneficial owners of the Bonds to send certain information annually and to provide notice of certain events to the Municipal Securities Rulemaking Board (the “*MSRB*”) pursuant to the requirements of the Rule. No person, other than the District, has undertaken, or is otherwise expected, to provide continuing disclosure with respect to the Bonds. The information to be provided on an annual basis, the events which will be noticed on an occurrence basis and a statement of other terms of the Undertaking, including termination, amendment and remedies, are set forth in the form of the Undertaking, attached hereto as APPENDIX C.

The District expects has implemented the March, 2019, update (Issue 100) of the Illinois Association of School Boards’ Policy Reference Education Subscription Service (PRESS) that includes disclosure policies and procedures as 4.40–AP, Preparing and Updating Disclosures. The policies specifically include additional procedures to be followed by the District in relation to the two new reportable events required by the Rule for undertakings entered into on and after February 27, 2019.

The District failed to file notice of financial obligations, namely, a lease in the original principal amount of \$618,387 entered into on July 18, 2024, for 7 buses, and a lease in the original principal amount of \$1,657,354 entered into on July 15, 2025, for 15 buses, on the MSRB’s Electronic Municipal Market Access system. A notice regarding the failure to file such notices was filed on EMMA on September 30, 2025. A failure by the District to comply with the Undertaking will not constitute a default under the Bond Resolution and beneficial owners of the Bonds are limited to the remedies described in the Undertaking. The District must report any failure to comply with the Undertaking in accordance with the Rule. Any broker, dealer or municipal securities dealer must consider such report before recommending the purchase or sale of the Bonds in the secondary market. Consequently, such a failure may adversely affect the transferability and liquidity of the Bonds and their market price.

AUDITED FINANCIAL STATEMENTS

The audited financial statements of the District for the Fiscal Year 2024 (the “*Audit*”), contained in APPENDIX A, including the independent auditor’s report accompanying the Audit, have been prepared by Russell Leigh & Associates LLC, Hoopeston, Illinois (the “*Auditor*”), and approved by formal action of the Board. The District has not requested the Auditor to update information contained in the Audit nor has the District requested that the Auditor consent to the use of the Audit in this Official Statement. Other than as expressly set forth in this Official Statement, the financial information contained in the Audit has not been updated since the date of the Audit. The inclusion of the Audit in this Official Statement in and of itself is not intended to demonstrate the fiscal condition of the District since the date of the Audit.

BOOK-ENTRY ONLY SYSTEM

DTC will act as securities depository for the Bonds. The Bonds will be issued as fully-registered securities registered in the name of Cede & Co. (DTC's partnership nominee) or such other name as may be requested by an authorized representative of DTC. One fully-registered Bond certificate will be issued for each maturity of the Bonds, in the aggregate principal amount of such maturity, and will be deposited with DTC.

DTC, the world's largest securities depository, is a limited-purpose trust company organized under the New York Banking Law, a "banking organization" within the meaning of the New York Banking Law, a member of the Federal Reserve System, a "clearing corporation" within the meaning of the New York Uniform Commercial Code, and a "clearing agency" registered pursuant to the provisions of Section 17A of the Exchange Act. DTC holds and provides asset servicing for over 3.5 million issues of U.S. and non-U.S. equity issues, corporate and municipal debt issues, and money market instruments (from over 100 countries) that DTC's participants ("*Direct Participants*") deposit with DTC. DTC also facilitates the post-trade settlement among Direct Participants of sales and other securities transactions in deposited securities, through electronic computerized book-entry transfers and pledges between Direct Participants' accounts. This eliminates the need for physical movement of securities certificates. Direct Participants include both U.S. and non-U.S. securities brokers and dealers, banks, trust companies, clearing corporations, and certain other organizations. DTC is a wholly-owned subsidiary of The Depository Trust & Clearing Corporation ("*DTCC*"). DTCC is the holding company for DTC, National Securities Clearing Corporation and Fixed Income Clearing Corporation, all of which are registered clearing agencies. DTCC is owned by the users of its regulated subsidiaries. Access to the DTC system is also available to others such as both U.S. and non-U.S. securities brokers and dealers, banks, trust companies, and clearing corporations that clear through or maintain a custodial relationship with a Direct Participant, either directly or indirectly ("*Indirect Participants*"). DTC has an S&P rating of "AA+". The DTC Rules applicable to its Participants are on file with the SEC. More information about DTC can be found at www.dtcc.com.

Purchases of Bonds under the DTC system must be made by or through Direct Participants, which will receive a credit for the Bonds on DTC's records. The ownership interest of each actual purchaser of each Bond ("*Beneficial Owner*") is in turn to be recorded on the Direct and Indirect Participants' records. Beneficial Owners will not receive written confirmation from DTC of their purchase. Beneficial Owners are, however, expected to receive written confirmations providing details of the transaction, as well as periodic statements of their holdings, from the Direct or Indirect Participant through which the Beneficial Owner entered into the transaction. Transfers of ownership interests in the Bonds are to be accomplished by entries made on the books of Direct and Indirect Participants acting on behalf of Beneficial Owners. Beneficial Owners will not receive certificates representing their ownership interests in Bonds, except in the event that use of the book-entry system for the Bonds is discontinued.

To facilitate subsequent transfers, all Bonds deposited by Direct Participants with DTC are registered in the name of DTC's partnership nominee, Cede & Co., or such other name as may be requested by an authorized representative of DTC. The deposit of Bonds with DTC and their registration in the name of Cede & Co. or such other DTC nominee do not effect any change in

beneficial ownership. DTC has no knowledge of the actual Beneficial Owners of the Bonds; DTC's records reflect only the identity of the Direct Participants to whose accounts such Bonds are credited, which may or may not be the Beneficial Owners. The Direct and Indirect Participants will remain responsible for keeping account of their holdings on behalf of their customers.

Conveyance of notices and other communications by DTC to Direct Participants, by Direct Participants to Indirect Participants, and by Direct Participants and Indirect Participants to Beneficial Owners will be governed by arrangements among them, subject to any statutory or regulatory requirements as may be in effect from time to time. Beneficial Owners of Bonds may wish to take certain steps to augment transmission to them of notices of significant events with respect to the Bonds, such as redemptions, tenders, defaults, and proposed amendments to the Bond documents. For example, Beneficial Owners of Bonds may wish to ascertain that the nominee holding the Bonds for their benefit has agreed to obtain and transmit notices to Beneficial Owners. In the alternative, Beneficial Owners may wish to provide their names and addresses to the Registrar and request that copies of notices be provided directly to them.

Redemption notices shall be sent to DTC. If less than all of the Bonds within an issue are being redeemed, DTC's practice is to determine by lot the amount of the interest of each Direct Participant in such issue to be redeemed.

Neither DTC nor Cede & Co. (nor any other DTC nominee) will consent or vote with respect to the Bonds unless authorized by a Direct Participant in accordance with DTC's MMI Procedures. Under its usual procedures, DTC mails an Omnibus Proxy to the District as soon as possible after the record date. The Omnibus Proxy assigns Cede & Co.'s consenting or voting rights to those Direct Participants to whose accounts the Bonds are credited on the record date (identified in a listing attached to the Omnibus Proxy).

Redemption proceeds, distributions, and dividend payments on the Bonds will be made to Cede & Co., or such other nominee as may be requested by an authorized representative of DTC. DTC's practice is to credit Direct Participants' accounts upon DTC's receipt of funds and corresponding detailed information from the District or Registrar, on payable date in accordance with their respective holdings shown on DTC's records. Payments by Participants to Beneficial Owners will be governed by standing instructions and customary practices, as is the case with securities held for the accounts of customers in bearer form or registered in "street name," and will be the responsibility of such Participant and not of DTC, the Registrar, or the District, subject to any statutory or regulatory requirements as may be in effect from time to time. Payment of redemption proceeds, distributions, and dividend payments to Cede & Co. (or such other nominee as may be requested by an authorized representative of DTC) is the responsibility of the District or the Registrar, disbursement of such payments to Direct Participants will be the responsibility of DTC, and disbursement of such payments to the Beneficial Owners will be the responsibility of Direct and Indirect Participants.

DTC may discontinue providing its services as depository with respect to the Bonds at any time by giving reasonable notice to the District or the Registrar. Under such circumstances, in the event that a successor depository is not obtained, Bond certificates are required to be printed and delivered.

The District may decide to discontinue use of the system of book-entry transfers through DTC (or a successor securities depository). In that event, Bond certificates will be printed and delivered to DTC.

The information in this section concerning DTC and DTC's book-entry system has been obtained from DTC, and the District takes no responsibility for the accuracy thereof.

The District will have no responsibility or obligation to any Securities Depository, any Participants in the Book-Entry System or the Beneficial Owners with respect to (a) the accuracy of any records maintained by the Securities Depository or any Participant; (b) the payment by the Securities Depository or by any Participant of any amount due to any Beneficial Owner in respect of the principal amount or redemption price of, or interest on, any Bonds; (c) the delivery of any notice by the Securities Depository or any Participant; (d) the selection of the Beneficial Owners to receive payment in the event of any partial redemption of the Bonds; or (e) any other action taken by the Securities Depository or any Participant.

CERTAIN LEGAL MATTERS

Certain legal matters incident to the authorization, issuance and sale of the Bonds are subject to the approving legal opinion of Chapman and Cutler LLP, Chicago, Illinois ("*Chapman and Cutler*"), Bond Counsel, who has been retained by, and acts as, Bond Counsel to the District. Chapman and Cutler has also been retained by the District to serve as Disclosure Counsel to the District with respect to the Bonds. Although as Disclosure Counsel to the District, Chapman and Cutler has assisted the District with certain disclosure matters, Chapman and Cutler has not undertaken to independently verify the accuracy, completeness or fairness of any of the statements contained in this Official Statement or other offering material related to the Bonds and does not guarantee the accuracy, completeness or fairness of such information. Chapman and Cutler's engagement as Disclosure Counsel was undertaken solely at the request and for the benefit of the District, to assist it in discharging its responsibility with respect to this Official Statement, and not for the benefit of any other person (including any person purchasing Bonds from the Underwriter), and did not include any obligation to establish or confirm factual matters, forecasts, projections, estimates or any other financial or economic information in connection therewith. Further, Chapman and Cutler makes no representation as to the suitability of the Bonds for investment by any investor.

NO LITIGATION

No litigation is now pending or threatened restraining the issuance, sale, execution or delivery of the Bonds, or in any way contesting or affecting the validity or enforceability of the Bonds or any proceedings of the District taken with respect to the issuance or sale thereof. A certificate to this effect will be delivered by the District with the other customary closing papers when the Bonds are delivered.

UNDERWRITING

Pursuant to the terms of a Bond Purchase Agreement (the “*Agreement*”) between the District and Stifel, Nicolaus & Company, Incorporated, St. Louis, Missouri (the “*Underwriter*” or “*Stifel*”), the Underwriter has agreed to purchase the Bonds at an aggregate purchase price of \$ _____. The purchase price will produce an underwriting spread of _____% of the principal amount of the Bonds. The Agreement provides that the obligation of the Underwriter is subject to certain conditions precedent and that the Underwriter will be obligated to purchase all of the Bonds if any of the Bonds are purchased. The Bonds may be offered and sold to certain dealers (including dealers depositing such Bonds into investment trusts, accounts or funds) and others at prices different than the initial public offering price. After the initial public offering, the public offering price of the Bonds may be changed from time to time by the Underwriter.

Stifel and its affiliates comprise a full service financial institution engaged in activities which may include sales and trading, commercial and investment banking, advisory, investment management, investment research, principal investment, hedging, market making, brokerage and other financial and non-financial activities and services. Stifel and its affiliates may have provided, and may in the future provide, a variety of these services to the District and to persons and entities with relationships with the District, for which they received or will receive customary fees and expenses.

In the ordinary course of these business activities, Stifel and its affiliates may purchase, sell or hold a broad array of investments and actively traded securities, derivatives, loans and other financial instruments for their own account and for the accounts of their customers, and such investment and trading activities may involve or relate to assets, securities and/or instruments of the District (directly, as collateral securing other obligations or otherwise) and/or persons and entities with relationships with the District.

Stifel and its affiliates may also communicate independent investment recommendations, market color or trading ideas and/or publish or express independent research views in respect of such assets, securities or instruments and may at any time hold, or recommend to clients that they should acquire such assets, securities and instruments. Such investment and securities activities may involve securities and instruments of the District.

AUTHORIZATION

This Official Statement has been approved by the District for distribution to prospective purchasers of the Bonds. The Board, acting through authorized officers, will provide to the Underwriter at the time of delivery of the Bonds, a certificate confirming that, to the best of its knowledge and belief, this Official Statement, together with any supplements thereto, as of the date hereof, and at the time of delivery of the Bonds, was true and correct in all material respects and did not at any time contain an untrue statement of a material fact or omit to state a material fact required to be stated where necessary to make the statements therein in light of the circumstances under which they were made, not misleading.

/s/

Chief School Business Official
Community High School District Number 307,
Kankakee County, Illinois

_____, 2025

EXHIBITS

Exhibit A shows the District’s recent financial history. Exhibit B provides information on the District’s 2026 budget. Exhibit C provides information on the general fund revenue sources of the District.

EXHIBIT A — COMBINED STATEMENT OF REVENUES, EXPENDITURES AND CHANGES IN FUND BALANCE, FISCAL YEARS ENDED JUNE 30, 2021-2025

	Ed ⁽¹⁾	O&M	DEBT SERVICE	TRANS	IMRF	CAP PROJECTS	WORKING CASH	TORT	FIRE	TOTAL
Beginning Balance	\$ 8,950,662	\$4,138,195	\$ 151,219	\$1,476,306	\$318,054	\$29,393	\$2,920,483	\$ 65,678	\$105,546	\$18,155,536
Revenues	21,176,765	3,056,806	1,317,174	1,743,100	258,604	50	19,632	10,743	10,782	27,593,656
Expenditures	20,241,332	4,491,366	1,242,015	1,426,833	281,709	7,449	0	0	0	27,690,704
Other Sources (Uses)	0	0	0	0	0	0	0	0	0	0
Prior Period Adjustment	477,477	0	0	0	0	0	0	0	0	477,477
Ending Balance, 6/30/21	\$10,363,572	\$2,703,635	\$ 226,378	\$1,792,573	\$294,949	\$21,994	\$2,940,115	\$ 76,421	\$116,328	\$18,535,965
Beginning Balance	\$10,363,572	\$2,703,635	\$ 226,378	\$1,792,573	\$294,949	\$21,994	\$2,940,115	\$ 76,421	\$116,328	\$18,535,965
Revenues	24,615,437	3,309,613	1,309,052	2,020,323	295,270	174	11,218	11,425	11,520	31,584,032
Expenditures	23,014,952	2,926,761	1,169,434	1,575,899	272,994	7,853	0	0	0	28,967,893
Net Transfers	0	500,000	0	0	0	0	(500,000)	0	0	0
Other Sources (Uses)	0	0	(41,043)	0	0	0	6,802,222 ⁽²⁾	0	0	6,761,179
Ending Balance, 6/30/22	\$11,964,057	\$3,586,487	\$ 324,953	\$2,236,997	\$317,225	\$14,315	\$9,253,555	\$ 87,846	\$127,848	\$27,913,283
Beginning Balance	\$11,964,057	\$3,586,487	\$ 324,953	\$2,236,997	\$317,225	\$14,315	\$9,253,555	\$ 87,846	\$127,848	\$27,913,283
Revenues	26,177,153	7,151,420	1,195,712	2,114,653	334,303	1,460	78,154	14,551	17,060	37,084,466
Expenditures	24,113,568	7,760,610	1,175,069	1,760,534	271,618	6,791	0	0	0	35,088,190
Net Transfers	0	4,000,000	0	0	0	0	(4,000,000)	0	0	0
Other Sources (Uses)	0	0	0	0	0	0	0	0	0	0
Ending Balance, 6/30/23	\$14,027,642	\$6,977,297	\$ 345,596	\$2,591,116	\$379,910	\$ 8,984	\$5,331,709	\$102,397	\$144,908	\$29,909,559
Beginning Balance	\$14,027,642	\$6,977,297	\$ 345,596	\$2,591,116	\$379,910	\$ 8,984	\$5,331,709	\$102,397	\$144,908	\$29,909,559
Revenues	25,646,770	5,290,312	1,221,664	2,513,235	316,556	123	150,903	16,831	20,556	35,176,950
Expenditures	25,598,124	8,571,885	1,198,461	1,882,461	273,078	5,526	0	0	0	37,529,535
Net Transfers	0	2,309,647	0	0	0	0	(2,309,647)	0	0	0
Other Sources (Uses)	0	0	0	0	0	0	0	0	0	0
Ending Balance, 6/30/24	\$14,076,288	\$6,005,371	\$ 368,799	\$3,221,890	\$423,388	\$ 3,581	\$3,172,965	\$119,228	\$165,464	\$27,556,974
Beginning Balance	\$13,536,883	\$6,005,371	\$ 368,799	\$3,221,890	\$423,388	\$ 3,581	\$3,172,965	\$119,228	\$165,464	\$27,017,570
Revenues	25,932,688	5,407,944	1,212,190	2,703,391	312,436	117	148,666	18,695	22,329	35,758,456
Expenditures	25,639,085	6,271,936	1,197,926	2,198,095	306,668	5,782	0	0	0	35,619,492
Other Sources (Uses)	0	0	0	0	0	0	0	0	0	0
Ending Balance, 6/30/25	\$13,830,486	\$5,141,380	\$ 383,064	\$3,727,185	\$429,156	\$ (2,084) ⁽³⁾	\$3,321,632	\$137,923	\$187,793	\$27,156,535

Source: The audited financial statements of the District for Fiscal Years 2021 through 2024, and preliminary, unaudited numbers for Fiscal Year 2025, provided by the District.

(1) Excludes payments made by the State to TRS with respect to District employees, commonly referred to as “on-behalf” payments.

(2) Represents the Working Cash Bond Proceeds. See “WORKING CASH FUND” herein for more information.

(3) The negative fund balance in the Capital Projects Fund is due to the Fiscal Year 2025 planned transfer from the Educational Fund not being executed through formal Board action prior to year-end. The District expects to transfer \$150,000 from the Educational Fund to the Capital Projects Fund in Fiscal Year 2026.

EXHIBIT B — BUDGET, FISCAL YEAR ENDING JUNE 30, 2026

	ED ⁽¹⁾	O&M	DEBT SERVICE	TRANS	IMRF	CAP PROJECTS	WORKING CASH	TORT	FIRE	TOTAL
EST. BEGINNING BALANCE, 7/1/25	\$13,830,486	\$5,141,380	\$ 383,064	\$3,727,185	\$429,156	\$ (2,084)	\$3,321,632	\$137,923	\$187,793	\$27,156,535
REVENUES	27,231,206	4,262,500	1,202,425	2,685,000	284,958	0	114,205	17,204	19,205	35,816,703
EXPENDITURES	27,167,176	4,191,341	1,201,825	2,395,340	324,650	7,500	0	0	0	35,287,832
OTHER SOURCES (USES)	(150,000)	0	0	0	0	150,000	0	0	0	0
EST. ENDING BALANCE, 6/30/26	\$13,744,516	\$5,212,539	\$ 383,664	\$4,016,845	\$389,464	\$140,416	\$3,435,837	\$155,127	\$206,998	\$27,685,406

Source: Budget for the District for Fiscal Year 2026, adopted by the Board on September 15, 2025. Since the budget is adopted before the audit for the prior fiscal year is available, the beginning fund balances are estimated by the District at the time the budget is adopted.

(1) Excludes payments made by the State to TRS with respect to District employees, commonly referred to as “on-behalf” payments.

**EXHIBIT C — GENERAL FUND REVENUE SOURCES,
FISCAL YEARS ENDED JUNE 30, 2020-2024**

	YEAR ENDED JUNE 30, 2020	YEAR ENDED JUNE 30, 2021	YEAR ENDED JUNE 30, 2022	YEAR ENDED JUNE 30, 2023	YEAR ENDED JUNE 30, 2024
Local Sources	65.03%	64.65%	63.10%	57.52%	62.70%
State Sources	30.26%	30.25%	29.11%	26.04%	30.61%
Federal Sources	<u>4.71%</u>	<u>5.10%</u>	<u>7.80%⁽¹⁾</u>	<u>16.44%⁽¹⁾</u>	<u>6.69%</u>
 TOTAL	 100.00%	 100.00%	 100.00%	 100.00%	 100.00%

Source: The audited financial statements of the District for Fiscal Years 2020 through 2024. For purposes of this Exhibit, the General Fund includes the Educational Fund and the Operations and Maintenance Fund.

- (1) Increase in Federal Sources is due in large part to the District's receipt of ESSER funds. See "STATE AID—Federal COVID-19 Funds Distributed to the District" herein.

APPENDIX A

**AUDITED FINANCIAL STATEMENTS OF THE
DISTRICT FOR THE FISCAL YEAR ENDED JUNE 30, 2024**

Bradley Bourbonnais Community High School
District No. 307

Bradley, Illinois

Annual Report

June 30, 2024

Russell Leigh & Associates LLC
Certified Public Accountants
228 East Main Street
Hoopeston, Illinois 60942

Bradley Bourbonnais Community High School District No. 307
Table of Contents

<u>Item</u>	<u>Page No.</u>
Independent Auditor's Report	1, 1a, 1b
Independent Auditor's Report on Internal Control over Financial Reporting and on Compliance and Other Matters based on an Audit of Financial Statements Performed in accordance with Government Auditing Standards	2, 2a
Statement of Assets, Liabilities and Fund Balances Arising from Cash Transactions as of June 30, 2024 (All Funds)	3, 4
Statement of Revenue Received, Expenditures Disbursed, Other Financing Sources (Uses) & Changes in Fund Balance for Year Ended June 30, 2024 (All Funds)	5
Budget - Basis Statement of Revenue Received, Expenditures Disbursed, Other Financing Sources (Uses) & Changes in Fund Balance-Budget & Actual for Year Ended June 30, 2024	6, 7
Statement of Revenue Received as of June 30, 2024	8, 9
Comparative Statement of Expenditures Disbursed as of June 30, 2024 and June 30, 2023:	
Education Fund	10 - 15
Operations and Maintenance Fund	16
Debt Service Fund	17
Transportation Fund	18
Municipal Retirement/Social Security Fund	19, 20
Capital Projects Fund	21
Tort Immunity Fund	22
Fire Prevention and Safety Fund	23
Notes to the Financial Statements	24 - 44
SUPPLEMENTAL INFORMATION	
Summary of Balances for Activity Fund for Year Ended June 30, 2024	45 - 47

Bradley Bourbonnais Community High School District No. 307
Table of Contents

<u>Item</u>	<u>Page No.</u>
Operating Disbursements Per Student	48
Per Capita Tuition Charge	49
Schedule of Employer's Proportionate Share of the Net Pension Liability - TRS	50
Multiyear Schedule of Changes in Net Pension Liability and Related Ratios	51
Summary of Actuarial Methods and Assumptions Used in the Calculation of the 2023 Contribution Rate	52
FEDERAL COMPLIANCE INFORMATION	
Independent Auditors' Report on Compliance for Each Major Program and on Internal Control over Compliance Required by the Uniform Guidance	53, 53a, 53b
Schedule of Expenditures of Federal Awards	54, 55, 56
Notes to the Schedule of Expenditures of Federal Awards	57
Schedule of Findings and Questioned Costs	
Summary of Auditor's Results	58
Financial Statement Findings	59
Summary of Schedule of Prior Audit Findings	60
Independent Auditor's Report on Supplemental Information	61



Audit / Tax / Consult
Russell Leigh
& Associates LLC • Certified Public Accountants

Independent Auditor's Report

Board of Education
Bradley Bourbonnais Community High School District No. 307
Bradley, Illinois

Opinions

We have audited the accompanying financial statements of the Bradley Bourbonnais Community High School District No. 307 as of and for the fiscal years ended June 30, 2024 and June 30, 2023, and the related notes to the financial statements, which collectively comprise the District's basic financial statements as listed in the Table of Contents.

Unmodified Opinion on Regulatory Basis of Accounting

In our opinion, the financial statements referred to above present fairly, in all material respects, the assets, liabilities, and fund balances arising from cash transactions of Bradley Bourbonnais Community High School District No. 307 as of June 30, 2024 and June 30, 2023, and its revenues received and expenditures disbursed during the fiscal years then ended, in accordance with the financial reporting provisions prescribed and permitted by the Illinois State Board of Education as described in Note 1C.

Adverse Opinion on U.S. Generally Accepted Accounting Principles

In our opinion, because of the significance of the matter discussed in the "Basis for Adverse Opinion on U.S. Generally Accepted Accounting Principles" section of the report, the financial statements referred to in the first paragraph do not present fairly, in accordance with accounting principles generally accepted in the United States of America, the financial position of each fund of Bradley Bourbonnais Community High School District No. 307, as of June 30, 2024 and June 30, 2023, or the changes in its financial position for the fiscal years then ended.

Basis for Opinions

We conducted our audit in accordance with auditing standards generally accepted in the United States of America and the standards applicable to financial audits contained in *Government Auditing Standards*, issued by the Comptroller General of the United States. Our responsibilities under those standards are further described in the Auditor's Responsibilities for the Audit of the Financial Statements section of our report. We are required to be independent of Bradley Bourbonnais Community High School District No. 307, and to meet our other ethical responsibilities, in accordance with the relevant ethical requirements relating to our audit. We believe that the audit evidence we have obtained is sufficient and appropriate to provide a basis for our audit opinions.

Basis for Adverse Opinion on U.S. Generally Accepted Accounting Principles

As described in Note 1C of the financial statements, the financial statements are prepared by Bradley Bourbonnais Community High School District No. 307 on the basis of the financial reporting provisions prescribed and permitted of the Illinois State Board of Education, which is a basis of accounting other than accounting principles generally accepted in the United States of America, to comply with the requirements of the Illinois State Board of Education. The effects on the financial statements of the variances between the regulatory basis of accounting described in Note 1C and accounting principles generally accepted in the United States of America, although not reasonably determinable, are presumed to be material and pervasive.

Emphasis of Matter - Basis of Accounting

We draw attention to Note 1C of the financial statements, which describes the basis of accounting. The financial statements are prepared on the modified cash basis of accounting, which is a basis of accounting other than accounting principles generally accepted in the United States of America but permitted by the Illinois State Board of Education. Our opinion is not modified with respect to that matter.

-1-

228 East Main Street
Hoopeston, IL 60942
(217) 283-9336

Railroad Avenue
P.O. Box 134
Cissna Park, IL 60924
(815) 457-2335

100 North Tenth Street
Watseka, IL 60970
(815) 432-2090

420 East 1st, Suite 200
Gibson City, IL 60936
(217) 784-4720

Email: admin@russleigh.com

Responsibilities of Management for the Financial Statements

The School District administration is responsible for the preparation and fair presentation of these financial statements in accordance with the financial reporting provisions prescribed and permitted by the Illinois State Board of Education as described in Note 1C. Management is also responsible for the design, implementation, and maintenance of internal control relevant to the preparation and fair presentation of financial statements that are free from material misstatement, whether due to fraud or error.

In preparing the financial statements, management is required to evaluate whether there are conditions or events, considered in the aggregate, that raise substantial doubt about Bradley Bourbonnais Community High School District No. 307 ability to continue as a going concern for twelve months beyond the financial statement date, including any currently known information that may raise substantial doubt shortly thereafter.

Auditor's Responsibilities for the Audit of the Financial Statements

Our objectives are to obtain reasonable assurance about whether the financial statements as a whole are free from material misstatement, whether due to fraud or error, and to issue an auditor's report that includes our opinions. Reasonable assurance is a high level of assurance but is not absolute assurance and therefore is not a guarantee that an audit conducted in accordance with generally accepted auditing standards and *Government Auditing Standards* will always detect a material misstatement when it exists. The risk of not detecting a material misstatement resulting from fraud is higher than for one resulting from error, as fraud may involve collusion, forgery, intentional omissions, misrepresentations, or the override of internal control. Misstatements are considered material if there is a substantial likelihood that, individually or in the aggregate, they would influence the judgment made by a reasonable user based on the financial statements.

In performing an audit in accordance with generally accepted auditing standards and *Government Auditing Standards*, we:

- Exercise professional judgment and maintain professional skepticism throughout the audit.
- Identify and assess the risks of material misstatement of the financial statements, whether due to fraud or error, and design and perform audit procedures responsive to those risks. Such procedures include examining, on a test basis, evidence regarding the amounts and disclosures in the financial statements.
- Obtain an understanding of internal control relevant to the audit in order to design audit procedures that are appropriate in the circumstances, but not for the purpose of expressing an opinion on the effectiveness of Bradley Bourbonnais Community High School District No. 307's internal control. Accordingly, no such opinion is expressed.
- Evaluate the appropriateness of accounting policies used and the reasonableness of significant accounting estimates made by management, as well as evaluate the overall presentation of the financial statements.
- Conclude whether, in our judgment, there are conditions or events, considered in the aggregate, that raise substantial doubt about the Bradley Bourbonnais Community High School District No. 307's ability to continue as a going concern for a reasonable period of time.

We are required to communicate with those charged with governance regarding, among other matters, the planned scope and timing of the audit, significant audit findings, and certain internal control-related matters that we identified during the audit.

Other Matters

Supplementary Information

Our audit was conducted for the purpose of forming opinions on the financial statements that collectively comprise Bradley Bourbonnais Community High School District No. 307's basic financial statements. The information provided on pages 45-52 supplementary schedule is presented for the purposes of additional analysis and is not a required part of the financial statements of Bradley Bourbonnais Community High School District No. 307. Such information has been subjected to auditing procedures applied in the audit of financial statements and certain additional procedures. In our opinion, the information is fairly stated in all material respects in relation to the financial statements taken as a whole.

Other Information

Management is responsible for the other information included in the annual report. Our opinions on the basic financial statements do not cover the other information, and we do not express an opinion or any form of assurance thereon.

In connection with our audit of the basic financial statements, our responsibility is to read the other information and consider whether a material inconsistency exists between the other information and the basic financial statements, or the other information otherwise appears to be materially misstated. If, based on the work performed, we conclude that an uncorrected material misstatement of the other information exists, we are required to describe it in our report.

Our audit was conducted for the purpose of forming an opinion on the financial statements that collectively comprise the Bradley Bourbonnais Community High School District No.307's individual fund and account group financial statements. The accompanying Schedule of Expenditures of Federal Awards and the statement and schedules listed as Supplemental Information in the Table of Contents and the Illinois State Board of Education Schedule of Expenditures of Federal Awards are presented for purposes of additional analysis as required by the Title 2 U.S. *Code of Federal Regulations* (CFR) Part 200, *Uniform Administrative Requirements, Cost Principles, and Audit Requirements for Federal Awards* and is not a required part of the financial statements. Such information has been subjected to the auditing procedures applied in the audits of the financial statements and in our opinion, is fairly stated in all material respects to the financial statements taken as a whole.

The Schedule of Expenditures of Federal Awards is the responsibility of the administration and was derived from and related directly to the underlying accounting and other records used to prepare the basic financial statements. Such information has been subjected to the auditing procedures applied in the audit of the basic financial statements and certain additional procedures, including comparing and reconciling such information directly to the underlying accounting and other records used to prepare the basic financial statements or to the basic financial statements themselves, and other additional procedures in accordance with auditing standards generally accepted in the United States of America. In our opinion, the Schedule of Expenditures of Federal Awards is fairly stated in all material respects in relation to the basic financial statements as a whole.


Other Reporting Required By Government Auditing Standards

In accordance with *Government Auditing Standards*, we have also issued a report dated November 11, 2024 on our consideration of Bradley Bourbonnais Community High School District No.307's internal control over financial reporting and on our tests of its compliance with certain provisions of laws, regulations, contracts and grant agreements and other matters. The purpose of that report is to described the scope of testing or internal control over financial reporting and compliance and the results of that testing and not to provide an opinion on the effectiveness of Bradley Bourbonnais Community High School District No.307's internal control over financial reporting or on compliance. That report is an integral part of an audit performed in accordance with *Government Auditing Standards* in considering Bradley Bourbonnais Community High School District No.307's internal control over financial reporting and compliance.



Russell Leigh & Associates LLC

Hoopeston, Illinois
November 11, 2024



Audit / Tax / Consult

Russell Leigh

& Associates LLC • Certified Public Accountants

Independent Auditor's Report on Internal Control over
Financial Reporting and on Compliance and Other Matters based on an
Audit of Financial Statements Performed in Accordance
with Government Auditing Standards

Board of Education
Bradley Bourbonnais Community High School District No. 307
Bradley, Illinois

We have audited, in accordance with auditing standards generally accepted in the United States of America and the standards applicable to financial audits contained in *Government Auditing Standards*, issued by the Comptroller General of the United States, the accompanying financial statements of Bradley Bourbonnais Community High School District No. 307 as of and for the fiscal years ended June 30, 2024 and June 30, 2023, and the related notes to the financial statements, which collectively comprise the District's basic financial statements as listed in the table of contents and have issued our report thereon dated November 11, 2024. Our opinion was adverse because the financial statements are not prepared in accordance with accounting principles generally accepted in the United States of America. However, the financial statements were found to be fairly stated, except for the effects of the omitted disclosures required by Governmental Accounting Standards Board Statement 45, *Accounting and Financial Reporting for Post-Employment Benefits Other Than Pensions*, on the regulatory basis of accounting, in accordance with regulatory reporting requirements established by the Illinois State Board of Education, which is a comprehensive basis of accounting other than accounting principles generally accepted in the United States of America.

Internal Control over Financial Reporting

In planning and performing our audit of the financial statements, we considered Bradley Bourbonnais Community High School District No. 307's internal control over financial reporting (internal control) as a basis for designing audit procedures that are appropriate in the circumstances for the purpose of expressing our opinion on the financial statements and not for the purpose of expressing an opinion on the effectiveness of Bradley Bourbonnais Community High School District No. 307's internal control. Accordingly, we do not express an opinion on the effectiveness of Bradley Bourbonnais Community High School District No. 307's internal control.

A *deficiency in internal control* exists when the design or operation of a control does not allow management or employees, in the normal course of performing their assigned functions, to prevent or detect misstatements on a timely basis. A *material weakness* is a deficiency, or combination of significant deficiencies in internal control, such that there is a reasonable possibility that a material misstatement of the District's financial statements will not be prevented or detected and corrected on a timely basis. A *significant deficiency* is a deficiency, or a combination of deficiencies, in internal control that is less severe than a material weakness, yet important enough to merit attention by those charged with governance.

-2-

228 East Main Street
Hoopeston, IL 60942
(217) 283-9336

Railroad Avenue
P.O. Box 134
Cissna Park, IL 60924
(815) 457-2335

100 North Tenth Street
Watseka, IL 60970
(815) 432-2090

420 East 1st, Suite 200
Gibson City, IL 60936
(217) 784-4720

Email: admin@russleigh.com

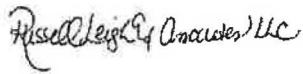
Our consideration of internal control over financial reporting was for the limited purpose described in the first paragraph of this section and was not designed to identify all deficiencies in internal control that might be significant deficiencies or material weaknesses, as defined above. However, material weaknesses may exist that have not been identified.

Compliance and Other Matters

As part of obtaining reasonable assurance about whether Bradley Bourbonnais Community High School District No. 307's financial statements are free of material misstatements, we performed tests of its compliance with certain provisions of laws, regulations, contracts and grants, noncompliance with which could have a direct and material effect on the determination of financial statement amounts. However, providing an opinion on compliance with those provisions was not an objective of our audit, and accordingly, we do not express such an opinion. The results of our tests disclosed no instances of noncompliance or other matters that are required to be reported under *Government Auditing Standards*.

Purpose of this Report

The purpose of this report is solely to describe the scope of our testing of internal control and compliance and the results of testing, and not to provide an opinion on the effectiveness of the District's internal control or on compliance. This report is an integral part of an audit performed in accordance with *Government Auditing Standards* in considering the entity's internal control and compliance. Accordingly, this communication is not suitable for any other purpose.



Russell Leigh & Associates LLC

Hoopeston, Illinois
November 11, 2024

Bradley Bourbonnais Community High School District No. 307
Statement of Assets, Liabilities & Fund Balance
Arising from Cash Transactions (Regulatory Basis)
As of June 30, 2024

	Education	Oper. & Maint.	Debt Services	Transportation	Municipal Retire.	Capital Project	Working Cash	Tort	Fire Prev & Safety	General Fixed Assets	General Long-Term Debt	Total Memorandum Only
ASSETS												
Cash in Bank	5,980,369	553,068	308,875	1,334,499	333,225	1,251	505,460	30,170	1,495	-0-	-0-	9,048,412
Investments	7,556,515	5,452,303	59,924	1,887,391	90,163	2,331	2,667,505	89,058	163,969	-0-	-0-	17,969,159
Student Activity Fund												
Cash and Investments	539,404	-0-	-0-	-0-	-0-	-0-	-0-	-0-	-0-	-0-	-0-	539,404
Fixed Assets	-0-	-0-	-0-	-0-	-0-	-0-	-0-	-0-	-0-	64,852,650	-0-	64,852,650
Amount to be Provided for Retirement of General Long-Term Debt	-0-	-0-	-0-	-0-	-0-	-0-	-0-	-0-	-0-	-0-	12,785,000	12,785,000
TOTAL ASSETS	14,076,288	6,005,371	368,799	3,221,890	423,388	3,582	3,172,965	119,228	165,464	64,852,650	12,785,000	105,194,625
LIABILITIES & FUND BALANCE												
Current Liabilities:												
Due to Student Groups	-0-	-0-	-0-	-0-	-0-	-0-	-0-	-0-	-0-	-0-	-0-	-0-
Total Current Liabilities	-0-	-0-	-0-	-0-	-0-	-0-	-0-	-0-	-0-	-0-	-0-	-0-
Long-Term Liabilities:												
Bonds Payable	-0-	-0-	-0-	-0-	-0-	-0-	-0-	-0-	-0-	-0-	12,785,000	12,785,000
Total Long-Term Liabilities	-0-	-0-	-0-	-0-	-0-	-0-	-0-	-0-	-0-	-0-	12,785,000	12,785,000
Total Liabilities	-0-	-0-	-0-	-0-	-0-	-0-	-0-	-0-	-0-	-0-	12,785,000	12,785,000
Fund Balance:												
Investment in General Fixed Assets	-0-	-0-	-0-	-0-	-0-	-0-	-0-	-0-	-0-	64,852,650	-0-	64,852,650
Reserved Student Activity Fund Balance	539,404	-0-	-0-	-0-	-0-	-0-	-0-	-0-	-0-	-0-	-0-	539,404
Reserved	-0-	-0-	-0-	-0-	423,388	-0-	-0-	-0-	-0-	-0-	-0-	423,388
Unreserved	13,536,884	6,005,371	368,799	3,221,890	-0-	3,582	3,172,965	119,228	165,464	-0-	-0-	26,594,183
Total Fund Balance	14,076,288	6,005,371	368,799	3,221,890	423,388	3,582	3,172,965	119,228	165,464	64,852,650	-0-	92,409,625
TOTAL LIABILITIES & FUND BALANCE	14,076,288	6,005,371	368,799	3,221,890	423,388	3,582	3,172,965	119,228	165,464	64,852,650	12,785,000	105,194,625

The accompanying notes are an integral part of this report.

Bradley Bourbonnais Community High School District No. 307
Statement of Revenue Received, Expenditures Disbursed,
Other Financing Sources (Uses) & Changes in Fund Balance from Cash Transactions
For Years Ended June 30, 2024

	<u>Education</u>	<u>Oper. & Maint.</u>	<u>Debt Services</u>	<u>Transportation</u>	<u>Municipal Retirement</u>	<u>Capital Projects</u>	<u>Working Cash</u>	<u>Tort</u>	<u>Fire Prev & Safety</u>	<u>Total Memo Only</u>
<u>REVENUE RECEIVED</u>										
Local Revenue	15,625,035	3,771,349	621,664	1,857,926	316,556	123	150,903	16,831	20,556	22,380,943
State Revenue	7,952,130	1,518,963	600,000	655,309	-0-	-0-	-0-	-0-	-0-	10,726,402
Federal Revenue	2,069,605	-0-	-0-	-0-	-0-	-0-	-0-	-0-	-0-	2,069,605
Flow-Through	-0-	-0-	-0-	-0-	-0-	-0-	-0-	-0-	-0-	-0-
Total Direct Revenue	25,646,770	5,290,312	1,221,664	2,513,235	316,556	123	150,903	16,831	20,556	35,176,950
Revenue for On-Behalf Payments	7,638,485	-0-	-0-	-0-	-0-	-0-	-0-	-0-	-0-	7,638,485
Total Revenue Received	33,285,255	5,290,312	1,221,664	2,513,235	316,556	123	150,903	16,831	20,556	42,815,435
<u>EXPENDITURES DISBURSED</u>										
Instruction	18,123,734	-0-	-0-	1,882,461	68,325	-0-	-0-	-0-	-0-	20,074,520
Support Services	6,655,119	8,571,885	-0-	-0-	199,571	5,526	-0-	-0-	-0-	15,432,101
Community Services	317,544	-0-	-0-	-0-	5,182	-0-	-0-	-0-	-0-	322,726
Payments to Other Districts	501,727	-0-	-0-	-0-	-0-	-0-	-0-	-0-	-0-	501,727
Debt Service	-0-	-0-	1,198,461	-0-	-0-	-0-	-0-	-0-	-0-	1,198,461
Total Direct Expenditures	25,598,124	8,571,885	1,198,461	1,882,461	273,078	5,526	-0-	-0-	-0-	37,529,535
Expenditures for On-Behalf Payments	7,638,485	-0-	-0-	-0-	-0-	-0-	-0-	-0-	-0-	7,638,485
Total Expenditures Disbursed	33,236,609	8,571,885	1,198,461	1,882,461	273,078	5,526	-0-	-0-	-0-	45,168,020
Excess (Deficiency) of Revenue Received over Expenditures Disbursed	48,646	(3,281,573)	23,203	630,774	43,478	(5,403)	150,903	16,831	20,556	(2,352,585)
<u>OTHER FINANCING SOURCES (USES)</u>										
Other Financing Sources	-0-	2,309,647	-0-	-0-	-0-	-0-	-0-	-0-	-0-	2,309,647
Other Financing (Uses)	-0-	-0-	-0-	-0-	-0-	-0-	(2,309,647)	-0-	-0-	(2,309,647)
Total Other Financing Sources (Uses)	-0-	2,309,647	-0-	-0-	-0-	-0-	(2,309,647)	-0-	-0-	-0-
Excess (Deficiency) of Revenue Received & Other Financing Sources over Expenditures Disbursed & Other Financing Sources (Uses)	48,646	(971,926)	23,203	630,774	43,478	(5,403)	(2,158,744)	16,831	20,556	(2,352,585)
Beginning Fund Balance	14,027,642	6,977,297	345,596	2,591,116	379,910	8,985	5,331,709	102,397	144,908	29,909,560
Ending Fund Balance	14,076,288	6,005,371	368,799	3,221,890	423,388	3,582	3,172,965	119,228	165,464	27,556,975

The accompanying notes are an integral part of this report.

Bradley Bourbonnais Community High School District No. 307
Statement of Revenue Received, Expenditures Disbursed,
Other Financing Sources (Uses) & Changes in Fund Balance - Budget and Actual
Year Ended June 30, 2024

	<u>Education</u>		<u>Oper. & Maint.</u>		<u>Debt Services</u>		<u>Transportation</u>		<u>Municipal Retire.</u>	
<u>REVENUE RECEIVED</u>	<u>Budget</u>	<u>Actual</u>	<u>Budget</u>	<u>Actual</u>	<u>Budget</u>	<u>Actual</u>	<u>Budget</u>	<u>Actual</u>	<u>Budget</u>	<u>Actual</u>
Local Revenue	14,442,346	15,625,035	3,648,073	3,771,349	619,970	621,664	1,838,251	1,857,926	304,152	316,556
State Revenue	7,305,300	7,952,130	1,500,000	1,518,963	600,000	600,000	525,000	655,309	-0-	-0-
Federal Revenue	1,306,794	2,069,605	-0-	-0-	-0-	-0-	-0-	-0-	-0-	-0-
On-Behalf Revenue	8,900,000	7,638,485	-0-	-0-	-0-	-0-	-0-	-0-	-0-	-0-
Flow-Through	-0-	-0-	20,000	-0-	-0-	-0-	-0-	-0-	-0-	-0-
Total Revenue Received	<u>31,954,440</u>	<u>33,285,255</u>	<u>5,168,073</u>	<u>5,290,312</u>	<u>1,219,970</u>	<u>1,221,664</u>	<u>2,363,251</u>	<u>2,513,235</u>	<u>304,152</u>	<u>316,556</u>
<u>EXPENDITURES DISBURSED</u>										
Instruction	17,666,007	18,123,734	-0-	-0-	-0-	-0-	2,011,234	1,882,461	65,970	68,325
Support Services	7,028,305	6,655,119	8,845,749	8,571,885	-0-	-0-	-0-	-0-	232,081	199,571
Community Services	261,183	317,544	-0-	-0-	-0-	-0-	-0-	-0-	5,750	5,182
Payments to Other Districts	500,000	501,727	-0-	-0-	-0-	-0-	-0-	-0-	-0-	-0-
On-Behalf Payments	8,900,000	7,638,485	-0-	-0-	-0-	-0-	-0-	-0-	-0-	-0-
Debt Services	-0-	-0-	-0-	-0-	1,199,200	1,198,461	-0-	-0-	-0-	-0-
Provision for Contingencies	-0-	-0-	-0-	-0-	-0-	-0-	-0-	-0-	-0-	-0-
Total Expenditures Disbursed	<u>34,355,495</u>	<u>33,236,600</u>	<u>8,845,749</u>	<u>8,571,885</u>	<u>1,199,200</u>	<u>1,198,461</u>	<u>2,011,234</u>	<u>1,882,461</u>	<u>303,801</u>	<u>273,078</u>
Excess (Deficiency) of Revenue Received over Expenditures Disbursed	<u>(2,401,055)</u>	<u>48,646</u>	<u>(3,677,676)</u>	<u>(3,281,573)</u>	<u>20,770</u>	<u>23,203</u>	<u>352,017</u>	<u>630,774</u>	<u>351</u>	<u>43,478</u>
<u>OTHER FINANCING SOURCES (USES)</u>										
Other Financing Sources	-0-	-0-	-0-	2,309,647	-0-	-0-	-0-	-0-	-0-	-0-
Other Financing Uses	-0-	-0-	-0-	-0-	-0-	-0-	-0-	-0-	-0-	-0-
Total Other Financing Sources (Uses)	<u>-0-</u>	<u>-0-</u>	<u>-0-</u>	<u>2,309,647</u>	<u>-0-</u>	<u>-0-</u>	<u>-0-</u>	<u>-0-</u>	<u>-0-</u>	<u>-0-</u>
Excess (Deficiency) of Revenue Received & Other Financing Sources over Expenditures Disbursed & Other Financing Sources (Uses)	<u>(2,401,055)</u>	<u>48,646</u>	<u>(3,677,676)</u>	<u>(971,926)</u>	<u>20,770</u>	<u>23,203</u>	<u>352,017</u>	<u>630,774</u>	<u>351</u>	<u>43,478</u>
Beginning Fund Balance	<u>14,027,642</u>	<u>14,027,642</u>	<u>6,977,297</u>	<u>6,977,297</u>	<u>345,596</u>	<u>345,596</u>	<u>2,591,116</u>	<u>2,591,116</u>	<u>379,910</u>	<u>379,910</u>
Ending Fund Balance	<u>11,626,587</u>	<u>14,076,288</u>	<u>3,299,621</u>	<u>6,005,371</u>	<u>366,366</u>	<u>368,799</u>	<u>2,943,133</u>	<u>3,221,890</u>	<u>380,261</u>	<u>423,388</u>

The accompanying notes are an integral part of this report.

Bradley Bourbonnais Community High School District No. 307
Statement of Revenue Received, Expenditures Disbursed,
Other Financing Sources (Uses) & Changes in Fund Balance - Budget and Actual
Year Ended June 30, 2024
(Continued)

	Capital Projects		Working Cash		Tort		Fire Prevention & Safety	
<u>REVENUE RECEIVED</u>	<u>Budget</u>	<u>Actual</u>	<u>Budget</u>	<u>Actual</u>	<u>Budget</u>	<u>Actual</u>	<u>Budget</u>	<u>Actual</u>
Local Revenue	500	123	22,430	150,903	12,630	16,831	12,630	20,556
State Revenue	-0-	-0-	-0-	-0-	-0-	-0-	-0-	-0-
Federal Revenue	-0-	-0-	-0-	-0-	-0-	-0-	-0-	-0-
On-Behalf Revenue	-0-	-0-	-0-	-0-	-0-	-0-	-0-	-0-
Flow-Through	-0-	-0-	-0-	-0-	-0-	-0-	-0-	-0-
Total Revenue Received	<u>500</u>	<u>123</u>	<u>22,430</u>	<u>150,903</u>	<u>12,630</u>	<u>16,831</u>	<u>12,630</u>	<u>20,556</u>
<u>EXPENDITURES DISBURSED</u>								
Instruction	-0-	-0-	-0-	-0-	-0-	-0-	-0-	-0-
Support Services	8,000	5,526	-0-	-0-	-0-	-0-	-0-	-0-
Community Services	-0-	-0-	-0-	-0-	-0-	-0-	-0-	-0-
Non-Programmed Charges	-0-	-0-	-0-	-0-	-0-	-0-	-0-	-0-
On-Behalf Payments	-0-	-0-	-0-	-0-	-0-	-0-	-0-	-0-
Debt Services	-0-	-0-	-0-	-0-	-0-	-0-	-0-	-0-
Provision for Contingencies	-0-	-0-	-0-	-0-	-0-	-0-	-0-	-0-
Total Expenditures Disbursed	<u>8,000</u>	<u>5,526</u>	<u>-0-</u>	<u>-0-</u>	<u>-0-</u>	<u>-0-</u>	<u>-0-</u>	<u>-0-</u>
Excess (Deficiency) of Revenue Received over Expenditures Disbursed	<u>(7,500)</u>	<u>(5,403)</u>	<u>22,430</u>	<u>150,903</u>	<u>12,630</u>	<u>16,831</u>	<u>12,630</u>	<u>20,556</u>
<u>OTHER FINANCING SOURCES (USES)</u>								
Other Financing Sources	-0-	-0-	-0-	-0-	-0-	-0-	-0-	-0-
Other Financing Uses	-0-	-0-	-0-	(2,309,647)	-0-	-0-	-0-	-0-
Total Other Financing Sources (Uses)	<u>-0-</u>	<u>-0-</u>	<u>-0-</u>	<u>(2,309,647)</u>	<u>-0-</u>	<u>-0-</u>	<u>-0-</u>	<u>-0-</u>
Excess (Deficiency) of Revenue Received & Other Financing Sources over Expenditures Disbursed & Other Financing Sources (Uses)	<u>(7,500)</u>	<u>(5,403)</u>	<u>22,430</u>	<u>(2,158,744)</u>	<u>12,630</u>	<u>16,831</u>	<u>12,630</u>	<u>20,556</u>
Beginning Fund Balance	<u>8,985</u>	<u>8,985</u>	<u>5,331,709</u>	<u>5,331,709</u>	<u>102,397</u>	<u>102,397</u>	<u>144,908</u>	<u>144,908</u>
Ending Fund Balance	<u>1,485</u>	<u>3,582</u>	<u>5,354,139</u>	<u>3,172,965</u>	<u>115,027</u>	<u>119,228</u>	<u>157,538</u>	<u>165,464</u>

The accompanying notes are an integral part of this report.

Bradley Bourbonnais Community High School District No. 307
Statement of Revenue Received
For the Fiscal Year Ended June 30, 2024

<u>REVENUE RECEIVED</u>	<u>Education</u>	<u>Oper. & Maint.</u>	<u>Debt Services</u>	<u>Transportation</u>	<u>Municipal Retirement</u>	<u>Capital Projects</u>	<u>Working Cash</u>	<u>Tort Immunity</u>	<u>Fire Prev & Safety</u>	<u>Total Memo Only</u>
From Local Sources:										
Ad Valorem Taxes Levied										
General Levy	12,182,358	3,299,151	601,620	1,747,182	252,002	-0-	12,431	12,431	12,431	18,119,606
Special Education Levy	12,431	-0-	-0-	-0-	-0-	-0-	-0-	-0-	-0-	12,431
Social Security/Medicare Levy	-0-	-0-	-0-	-0-	-0-	-0-	-0-	-0-	-0-	-0-
Payments in Lieu of Taxes:										
Corporate Personal Property										
Replacement Taxes	1,302,031	-0-	-0-	-0-	49,465	-0-	-0-	-0-	-0-	1,351,496
Tuition:										
Regular Tuition:										
From Pupils or Parents	18,084	-0-	-0-	-0-	-0-	-0-	-0-	-0-	-0-	18,084
Transportation Fees:										
Special Education - Fees from Other Sources	-0-	-0-	-0-	-0-	-0-	-0-	-0-	-0-	-0-	-0-
Interest on Investments	794,645	437,545	20,044	110,244	15,089	123	138,472	4,400	8,125	1,528,687
Food Services:										
Sales to Pupils - Lunch	138,000	-0-	-0-	-0-	-0-	-0-	-0-	-0-	-0-	138,000
Sales to Adults	2,794	-0-	-0-	-0-	-0-	-0-	-0-	-0-	-0-	2,794
Other Food Sources	9,035	-0-	-0-	-0-	-0-	-0-	-0-	-0-	-0-	9,035
Pupil Activities:										
Admissions - Athletic	40,483	-0-	-0-	-0-	-0-	-0-	-0-	-0-	-0-	40,483
Fees	14,225	-0-	-0-	-0-	-0-	-0-	-0-	-0-	-0-	14,225
Student Activity Funds Revenue	738,256	-0-	-0-	-0-	-0-	-0-	-0-	-0-	-0-	738,256
Textbooks:										
Rentals-Regular Textbooks	257,977	-0-	-0-	-0-	-0-	-0-	-0-	-0-	-0-	257,977
Rentals	-0-	28,396	-0-	-0-	-0-	-0-	-0-	-0-	-0-	28,396
Contributions/Donations from Private Sources	-0-	-0-	-0-	-0-	-0-	-0-	-0-	-0-	-0-	-0-
Refund of Prior Years Expenditures	15,430	-0-	-0-	-0-	-0-	-0-	-0-	-0-	-0-	15,430
Driver's Education Fees	39,583	-0-	-0-	-0-	-0-	-0-	-0-	-0-	-0-	39,583
Other Local Fees	-0-	5,718	-0-	-0-	-0-	-0-	-0-	-0-	-0-	5,718
Other Local Revenue	59,703	539	-0-	500	-0-	-0-	-0-	-0-	-0-	60,742
Total Revenue from Local Sources	<u>15,625,035</u>	<u>3,771,349</u>	<u>621,664</u>	<u>1,857,926</u>	<u>316,556</u>	<u>123</u>	<u>150,903</u>	<u>16,831</u>	<u>20,556</u>	<u>22,380,943</u>

The accompanying notes are an integral part of this report.

Bradley Bourbonnais Community High School District No. 307

Statement of Revenue Received
For the Fiscal Year Ended June 30, 2024

	<u>Education</u>	<u>Oper. & Maint.</u>	<u>Debt Services</u>	<u>Transportation</u>	<u>Municipal Retirement</u>	<u>Capital Projects</u>	<u>Working Cash</u>	<u>Tort Immunity</u>	<u>Fire Prev & Safety</u>	<u>Total Memo Only</u>
From State Sources:										
Unrestricted Grants-in-Aid:										
Evidence Based Funding Formula	7,241,101	1,500,000	600,000	-0-	-0-	-0-	-0-	-0-	-0-	9,341,101
Restricted Grants-in-Aid:										
Special Education:										
Private Facility Tuition	633,328	-0-	-0-	-0-	-0-	-0-	-0-	-0-	-0-	633,328
Orphanage - Individual	14,675	-0-	-0-	-0-	-0-	-0-	-0-	-0-	-0-	14,675
Career and Technical Education:										
State Free Lunch/Breakfast	4,546	-0-	-0-	-0-	-0-	-0-	-0-	-0-	-0-	4,546
Driver Education	55,290	-0-	-0-	-0-	-0-	-0-	-0-	-0-	-0-	55,290
Transportation Aid:										
Regular	-0-	-0-	-0-	131,542	-0-	-0-	-0-	-0-	-0-	131,542
Special Education	-0-	-0-	-0-	523,767	-0-	-0-	-0-	-0-	-0-	523,767
Other Restricted Revenue from State Sources	3,190	18,963	-0-	-0-	-0-	-0-	-0-	-0-	-0-	22,153
Total Revenue from State Sources	<u>7,952,130</u>	<u>1,518,963</u>	<u>600,000</u>	<u>655,309</u>	<u>-0-</u>	<u>-0-</u>	<u>-0-</u>	<u>-0-</u>	<u>-0-</u>	<u>10,726,402</u>
From Federal Sources:										
Restricted Grants-in-Aid Received Directly from the Federal Government through the State:										
National School Lunch Program	320,914	-0-	-0-	-0-	-0-	-0-	-0-	-0-	-0-	320,914
School Breakfast Program	55,581	-0-	-0-	-0-	-0-	-0-	-0-	-0-	-0-	55,581
Title I:										
Low Income	362,543	-0-	-0-	-0-	-0-	-0-	-0-	-0-	-0-	362,543
Title IV-Student Support and Academic Enrichment Grant	32,052	-0-	-0-	-0-	-0-	-0-	-0-	-0-	-0-	32,052
Fed Special Ed-IDEA-Flow Through	479,039	-0-	-0-	-0-	-0-	-0-	-0-	-0-	-0-	479,039
Fed Special Ed-Room and Board	171,308	-0-	-0-	-0-	-0-	-0-	-0-	-0-	-0-	171,308
Title II:										
Teacher Quality	119,574	-0-	-0-	-0-	-0-	-0-	-0-	-0-	-0-	119,574
Medicaid Matching:										
Administrative Outreach	40,114	-0-	-0-	-0-	-0-	-0-	-0-	-0-	-0-	40,114
Fee-for-Service Program	3,413	-0-	-0-	-0-	-0-	-0-	-0-	-0-	-0-	3,413
Other Restricted Revenue from Federal Sources	485,067	-0-	-0-	-0-	-0-	-0-	-0-	-0-	-0-	485,067
Total Revenue from Federal Sources	<u>2,069,605</u>	<u>-0-</u>	<u>-0-</u>	<u>-0-</u>	<u>-0-</u>	<u>-0-</u>	<u>-0-</u>	<u>-0-</u>	<u>-0-</u>	<u>2,069,605</u>
Total Direct Revenue Received	<u>25,646,770</u>	<u>5,290,312</u>	<u>1,221,664</u>	<u>2,513,235</u>	<u>316,556</u>	<u>123</u>	<u>150,903</u>	<u>16,831</u>	<u>20,556</u>	<u>35,176,950</u>

The accompanying notes are an integral part of this report.

Bradley Bourbonnais Community High School District No. 307
Comparative Statement of Expenditures Disbursed
(And Comparison with Budget)
Education Fund
For the Fiscal Year Ended June 30, 2024 and 2023

	<u>2024</u> <u>Budget</u>	<u>2024</u> <u>Actual</u>	<u>(Over) Under</u> <u>Budget</u>	<u>2023</u> <u>Actual</u>
Expenditures Disbursed:				
Instruction:				
Regular Programs:				
Salaries	7,603,645	7,477,718	125,927	7,095,699
Employee Benefits	1,388,450	1,472,914	(84,464)	1,257,777
Purchased Services	246,550	197,518	49,032	194,923
Supplies and Materials	298,250	294,097	4,153	209,655
Capital Outlay	26,800	94,887	(68,087)	78,852
Other Objects	<u>27,750</u>	<u>20,148</u>	<u>7,602</u>	<u>15,691</u>
Total Regular Programs	<u>9,591,445</u>	<u>9,557,282</u>	<u>34,163</u>	<u>8,852,597</u>
Special Education Programs:				
Salaries	3,364,364	3,097,597	266,767	2,961,829
Employee Benefits	774,791	711,816	62,975	604,177
Purchased Services	23,133	10,823	12,310	28,159
Supplies and Materials	94,335	43,135	51,200	70,897
Capital Outlay	54,300	23,913	30,387	87,100
Other Objects	<u>2,600</u>	<u>2,794</u>	<u>(194)</u>	<u>1,243</u>
Total Special Education Programs	<u>4,313,523</u>	<u>3,890,078</u>	<u>423,445</u>	<u>3,753,405</u>
Remedial and Supplemental Programs:				
Salaries	18,000	14,117	3,883	84,047
Employee Benefits	5,725	4,547	1,178	27,139
Purchased Services	64,000	73,806	(9,806)	96,333
Supplies and Materials	5,000	215	4,785	610
Capital Outlay	<u>-0-</u>	<u>-0-</u>	<u>-0-</u>	<u>-0-</u>
Total Remedial and Supplemental Programs	<u>92,725</u>	<u>92,685</u>	<u>40</u>	<u>208,129</u>
Interscholastic Programs:				
Salaries	1,055,305	1,054,217	1,088	995,256
Employee Benefits	59,445	59,208	237	56,217
Purchased Services	203,050	255,010	(51,960)	207,518
Supplies and Materials	96,000	108,318	(12,318)	77,718
Capital Outlay	68,000	58,990	9,010	16,183
Other Objects	<u>60,100</u>	<u>59,366</u>	<u>734</u>	<u>56,967</u>
Total Interscholastic Programs	<u>1,541,900</u>	<u>1,595,109</u>	<u>(53,209)</u>	<u>1,409,859</u>

The accompanying notes are an integral part of this report.

Bradley Bourbonnais Community High School District No. 307
Comparative Statement of Expenditures Disbursed
(And Comparison with Budget)
Education Fund
For the Fiscal Year Ended June 30, 2024 and 2023

	<u>2024</u> <u>Budget</u>	<u>2024</u> <u>Actual</u>	<u>(Over) Under</u> <u>Budget</u>	<u>2023</u> <u>Actual</u>
Summer School Programs:				
Salaries	10,000	-0-	10,000	-0-
Supplies and Materials	<u>3,000</u>	<u>-0-</u>	<u>3,000</u>	<u>-0-</u>
Total Summer School Programs	<u>13,000</u>	<u>-0-</u>	<u>13,000</u>	<u>-0-</u>
Drivers Education Programs:				
Salaries	236,486	154,861	81,625	199,700
Employee Benefits	21,626	19,513	2,113	18,928
Purchased Services	15,500	8,205	7,295	3,213
Supplies and Materials	7,500	4,119	3,381	4,654
Capital Outlay	<u>30,000</u>	<u>-0-</u>	<u>30,000</u>	<u>-0-</u>
Total Drivers Education Programs	<u>311,112</u>	<u>186,698</u>	<u>124,414</u>	<u>226,495</u>
Bilingual Programs:				
Salaries	360,360	335,408	24,952	206,317
Employee Benefits	41,442	56,941	(15,499)	32,743
Supplies and Materials	<u>500</u>	<u>128</u>	<u>372</u>	<u>447</u>
Total Bilingual Programs	<u>402,302</u>	<u>392,477</u>	<u>9,825</u>	<u>239,507</u>
Special Education Programs:				
Private Tuition	<u>1,400,000</u>	<u>1,672,933</u>	<u>(272,933)</u>	<u>1,633,493</u>
Total Special Education Programs	<u>1,400,000</u>	<u>1,672,933</u>	<u>(272,933)</u>	<u>1,633,493</u>
Student Activity Fund Expenditure	<u>-0-</u>	<u>736,472</u>	<u>(736,472)</u>	<u>751,722</u>
TOTAL INSTRUCTION	<u>17,666,007</u>	<u>18,123,734</u>	<u>(457,727)</u>	<u>17,075,207</u>
Support Services:				
Support Services - Pupils:				
Attendance and Social Work Services:				
Salaries	577,165	584,900	(7,735)	634,642
Employee Benefits	228,265	220,321	7,944	211,051
Purchased Services	48,000	42,739	5,261	4,911
Supplies and Materials	4,000	5,835	(1,835)	11,635
Capital Outlay	500	-0-	500	5,245
Other Objects	<u>500</u>	<u>172</u>	<u>328</u>	<u>695</u>
Total Attendance and Social Work Services	<u>858,430</u>	<u>853,967</u>	<u>4,463</u>	<u>868,179</u>

The accompanying notes are an integral part of this report.

Bradley Bourbonnais Community High School District No. 307
Comparative Statement of Expenditures Disbursed
(And Comparison with Budget)
Education Fund
For the Fiscal Year Ended June 30, 2024 and 2023

	<u>2024</u> <u>Budget</u>	<u>2024</u> <u>Actual</u>	<u>(Over) Under</u> <u>Budget</u>	<u>2023</u> <u>Actual</u>
Guidance Services:				
Salaries	910,658	852,725	57,933	861,134
Employee Benefits	188,133	194,680	(6,547)	172,272
Purchased Services	28,000	9,548	18,452	1,389
Supplies and Materials	15,000	20,668	(5,668)	20,205
Capital Outlay	500	-0-	500	-0-
Other Objects	<u>1,500</u>	<u>141</u>	<u>1,359</u>	<u>909</u>
Total Guidance Services	<u>1,143,791</u>	<u>1,077,762</u>	<u>66,029</u>	<u>1,055,909</u>
Health Services:				
Salaries	145,365	154,105	(8,740)	110,228
Employee Benefits	40,769	42,749	(1,980)	34,518
Purchased Services	19,950	28,601	(8,651)	22,587
Supplies and Materials	3,000	3,248	(248)	2,922
Capital Outlay	500	-0-	500	-0-
Other Objects	<u>100</u>	<u>134</u>	<u>(34)</u>	<u>152</u>
Total Health Services	<u>209,684</u>	<u>228,837</u>	<u>(19,153)</u>	<u>170,407</u>
Psychological Services:				
Salaries	153,505	152,700	805	138,383
Employer Benefits	45,697	33,836	11,861	32,033
Purchased Services	-0-	-0-	-0-	1,200
Supplies and Materials	<u>5,911</u>	<u>8,094</u>	<u>(2,183)</u>	<u>2,240</u>
Total Psychological Services	<u>205,113</u>	<u>194,630</u>	<u>10,483</u>	<u>173,856</u>
Speech Pathology & Audiology Services:				
Purchased Services	14,500	20,166	(5,666)	6,800
Supplies and Materials	500	60	440	440
Capital Outlay	<u>5,000</u>	<u>10,036</u>	<u>(5,036)</u>	<u>-0-</u>
Total Speech Pathology & Audiology	<u>20,000</u>	<u>30,262</u>	<u>(10,262)</u>	<u>7,240</u>
Other Support Services - Pupils:				
Salaries	5,000	4,752	248	7,173
Employee Benefits	<u>200</u>	<u>-0-</u>	<u>200</u>	<u>190</u>
Total Other Support Services - Pupils	<u>5,200</u>	<u>4,752</u>	<u>448</u>	<u>7,363</u>
TOTAL SUPPORT SERVICES - PUPILS	<u>2,442,218</u>	<u>2,390,210</u>	<u>52,008</u>	<u>2,282,954</u>

The accompanying notes are an integral part of this report.

Bradley Bourbonnais Community High School District No. 307
Comparative Statement of Expenditures Disbursed
(And Comparison with Budget)
Education Fund
For the Fiscal Year Ended June 30, 2024 and 2023

	<u>2024</u> <u>Budget</u>	<u>2024</u> <u>Actual</u>	<u>(Over) Under</u> <u>Budget</u>	<u>2023</u> <u>Actual</u>
Support Services - Instructional Staff:				
Improvement of Instruction Services:				
Salaries	98,500	113,636	(15,136)	126,819
Employee Benefits	12,999	18,530	(5,331)	20,026
Purchased Services	228,280	178,605	49,675	95,177
Supplies and Materials	<u>10,856</u>	<u>6,587</u>	<u>4,069</u>	<u>5,341</u>
Total Improvement of Instruction Services	<u>350,635</u>	<u>317,358</u>	<u>33,277</u>	<u>247,363</u>
Educational Media Services:				
Salaries	98,393	98,883	(490)	93,044
Employee Benefits	12,395	12,161	234	11,156
Purchased Services	10,000	7,991	2,009	8,748
Supplies and Materials	5,000	3,090	1,910	3,945
Capital Outlay	1,000	629	371	400
Other Objects	<u>1,800</u>	<u>1,740</u>	<u>60</u>	<u>1,796</u>
Total Educational Media Services	<u>128,588</u>	<u>124,494</u>	<u>4,094</u>	<u>119,089</u>
Assessment and Testing:				
Salaries	215,658	170,203	45,455	217,102
Employee Benefits	56,216	48,355	7,861	53,047
Purchased Services	64,200	65,453	(1,253)	61,947
Supplies and Materials	2,500	3,696	(1,196)	2,968
Capital Outlay	1,500	643	857	-0-
Other Objects	<u>1,000</u>	<u>400</u>	<u>600</u>	<u>688</u>
Total Assessment and Testing	<u>341,074</u>	<u>288,750</u>	<u>52,324</u>	<u>335,752</u>
TOTAL SUPPORT SERVICES - INSTRUCTIONAL STAFF	<u>820,297</u>	<u>730,602</u>	<u>89,695</u>	<u>702,204</u>
Support Services - General Administration:				
Board of Education Services:				
Salaries	57,540	57,282	258	69,771
Employee Benefits	16,865	15,656	1,209	15,617
Purchased Services	129,000	101,302	27,698	94,886
Supplies and Materials	12,000	10,535	1,465	852
Other Objects	<u>36,000</u>	<u>47,325</u>	<u>(11,325)</u>	<u>35,893</u>
Total Board of Education Services	<u>251,405</u>	<u>232,100</u>	<u>19,305</u>	<u>217,019</u>

The accompanying notes are an integral part of this report.

Bradley Bourbonnais Community High School District No. 307
Comparative Statement of Expenditures Disbursed
(And Comparison with Budget)
Education Fund
For the Fiscal Year Ended June 30, 2024 and 2023

	<u>2024</u> <u>Budget</u>	<u>2024</u> <u>Actual</u>	<u>(Over) Under</u> <u>Budget</u>	<u>2023</u> <u>Actual</u>
Executive Administration Services:				
Salaries	281,022	281,186	(164)	266,776
Employees Benefits	74,499	73,609	890	70,105
Purchased Services	11,500	12,776	(1,276)	10,786
Supplies and Materials	2,500	2,686	(186)	3,353
Capital Outlay	-0-	-0-	-0-	-0-
Other Objects	<u>3,500</u>	<u>5,080</u>	<u>(1,580)</u>	<u>5,601</u>
Total Executive Administration	<u>373,021</u>	<u>375,337</u>	<u>(2,316)</u>	<u>356,621</u>
Special Area Administrative Services:				
Supplies and Materials	1,000	493	507	745
Capital Outlay	<u>-0-</u>	<u>-0-</u>	<u>-0-</u>	<u>-0-</u>
Total Special Area Administrative Services	<u>1,000</u>	<u>493</u>	<u>507</u>	<u>745</u>
Tort Immunity Services:				
Employee Benefits	-0-	-0-	-0-	-0-
Purchased Services	<u>175,000</u>	<u>168,101</u>	<u>6,899</u>	<u>138,694</u>
Total Tort Immunity Services	<u>175,000</u>	<u>168,101</u>	<u>6,899</u>	<u>138,694</u>
TOTAL SUPPORT SERVICES - GENERAL ADMINISTRATION	<u>800,426</u>	<u>776,031</u>	<u>24,395</u>	<u>713,079</u>
Support Services - School Administration:				
Office of the Principal Services:				
Salaries	179,474	198,043	(18,569)	163,175
Employee Benefits	82,946	70,016	12,930	47,278
Purchased Services	3,700	2,459	1,241	2,164
Supplies and Materials	2,000	1,475	525	237
Capital Outlay	1,000	636	364	-0-
Other Objects	<u>18,500</u>	<u>16,985</u>	<u>1,515</u>	<u>15,440</u>
Total Office of the Principal Services	<u>287,620</u>	<u>289,614</u>	<u>(1,994)</u>	<u>228,294</u>
TOTAL SUPPORT SERVICES - SCHOOL ADMINISTRATION	<u>287,620</u>	<u>289,614</u>	<u>(1,994)</u>	<u>228,294</u>

The accompanying notes are an integral part of this report.

Bradley Bourbonnais Community High School District No. 307
Comparative Statement of Expenditures Disbursed
(And Comparison with Budget)
Education Fund
For the Fiscal Year Ended June 30, 2024 and 2023

	<u>2024</u> <u>Budget</u>	<u>2024</u> <u>Actual</u>	<u>(Over) Under</u> <u>Budget</u>	<u>2023</u> <u>Actual</u>
Support Services - Business				
Fiscal Services:				
Salaries	367,753	366,193	1,560	327,345
Employee Benefits	115,325	120,556	(5,231)	105,573
Purchased Services	51,000	32,558	18,442	26,324
Supplies and Materials	2,000	2,155	(155)	13,442
Capital Outlay	2,000	-0-	2,000	1,484
Other Objects	<u>2,500</u>	<u>1,779</u>	<u>721</u>	<u>241</u>
Total Fiscal Services	<u>540,578</u>	<u>523,241</u>	<u>17,337</u>	<u>474,409</u>
Operations and Maintenance of Plant Services:				
Salaries	289,371	285,936	3,435	261,199
Employee Benefits	<u>67,543</u>	<u>59,969</u>	<u>7,574</u>	<u>61,375</u>
Total Operations and Maintenance of Plant Services	<u>356,914</u>	<u>345,905</u>	<u>11,009</u>	<u>322,574</u>
Food Services:				
Salaries	282,111	239,171	42,940	258,404
Employee Benefits	50,452	46,513	3,939	60,424
Purchased Services	6,500	7,964	(1,464)	6,048
Supplies and Materials	390,000	220,907	169,093	210,651
Capital Outlay	15,000	11,064	3,936	14,527
Other Objects	<u>1,200</u>	<u>-0-</u>	<u>1,200</u>	<u>-0-</u>
Total Food Services	<u>745,263</u>	<u>525,619</u>	<u>219,644</u>	<u>550,054</u>
TOTAL SUPPORT SERVICES - BUSINESS	<u>1,642,755</u>	<u>1,394,765</u>	<u>247,990</u>	<u>1,347,037</u>
Support Services - Central				
Staff Services:				
Purchased Services	<u>-0-</u>	<u>-0-</u>	<u>-0-</u>	<u>-0-</u>
Total Staff Services	<u>-0-</u>	<u>-0-</u>	<u>-0-</u>	<u>-0-</u>

The accompanying notes are an integral part of this report.

Bradley Bourbonnais Community High School District No. 307
Comparative Statement of Expenditures Disbursed
(And Comparison with Budget)
Education Fund
For the Fiscal Year Ended June 30, 2024 and 2023

	<u>2024</u> <u>Budget</u>	<u>2024</u> <u>Actual</u>	<u>(Over) Under</u> <u>Budget</u>	<u>2023</u> <u>Actual</u>
Data Processing:				
Salaries	281,092	266,903	14,189	251,802
Employee Benefits	62,163	54,445	7,718	57,068
Purchased Services	370,653	437,736	(67,083)	306,208
Supplies and Materials	35,000	41,920	(6,920)	45,846
Capital Outlay	285,231	271,872	13,359	406,460
Other Objects	<u>500</u>	<u>340</u>	<u>160</u>	<u>-0-</u>
Total Data Processing	<u>1,034,639</u>	<u>1,073,216</u>	<u>(38,577)</u>	<u>1,067,384</u>
TOTAL SUPPORT SERVICES - CENTRAL	<u>1,034,639</u>	<u>1,073,216</u>	<u>(38,577)</u>	<u>1,067,384</u>
Other Support Services - Miscellaneous:				
Purchased Services	<u>350</u>	<u>681</u>	<u>(331)</u>	<u>-0-</u>
Total Other Support Services - Miscellaneous	<u>350</u>	<u>681</u>	<u>(331)</u>	<u>-0-</u>
TOTAL SUPPORT SERVICES	<u>7,028,305</u>	<u>6,655,119</u>	<u>373,186</u>	<u>6,340,952</u>
Community Services:				
Salaries	107,518	107,480	38	89,857
Employee Benefits	17,316	31,749	(14,433)	15,424
Purchased Services	20,500	23,393	(2,893)	20,609
Supplies and Materials	29,549	39,932	(10,383)	39,886
Capital Outlay	34,000	33,830	170	-0-
Other Objects	<u>52,300</u>	<u>81,160</u>	<u>(28,860)</u>	<u>69,116</u>
TOTAL COMMUNITY SERVICES	<u>261,183</u>	<u>317,544</u>	<u>(56,361)</u>	<u>234,892</u>
Payments to Other Districts and Governmental Units:				
Payments to Other Governmental Units (In-State):				
Payments for CTE Programs:				
Other Objects	400,000	383,882	16,118	362,310
Payments for Community College Programs:				
Purchased Services	20,000	37,800	(17,800)	18,000
Other Payments In-State:				
Purchased Services	50,000	46,600	3,400	46,600
Payments for Other Programs:				
Other Objects	<u>30,000</u>	<u>33,445</u>	<u>(3,445)</u>	<u>35,607</u>
TOTAL PAYMENTS TO OTHER DISTRICTS AND GOVERNMENTAL UNITS	<u>500,000</u>	<u>501,727</u>	<u>(1,727)</u>	<u>462,517</u>
TOTAL EXPENDITURES DISBURSED	<u>25,455,495</u>	<u>25,598,124</u>	<u>(142,629)</u>	<u>24,113,568</u>

The accompanying notes are an integral part of this report.

Bradley Bourbonnais Community High School District No. 307
Comparative Statement of Expenditures Disbursed
(And Comparison with Budget)
Operations and Maintenance Fund
For the Fiscal Year Ended June 30, 2024 and 2023

	<u>2024</u> <u>Budget</u>	<u>2024</u> <u>Actual</u>	<u>(Over) Under</u> <u>Budget</u>	<u>2023</u> <u>Actual</u>
Expenditures Disbursed:				
Support Services:				
Facilities Acquisition and				
Construction Services:				
Purchased Services	250,000	159,374	90,626	441,770
Capital Outlay	<u>-0-</u>	<u>-0-</u>	<u>-0-</u>	<u>-0-</u>
TOTAL FACILITIES ACQUISITION AND				
CONSTRUCTION SERVICES	<u>250,000</u>	<u>159,374</u>	<u>90,626</u>	<u>441,770</u>
Operations and Maintenance of Plant				
Services:				
Salaries	785,000	724,793	60,207	780,514
Employee Benefits	171,249	157,588	13,661	157,690
Purchased Services	684,000	770,985	(86,985)	651,440
Supplies and Materials	566,000	663,713	(97,713)	447,445
Capital Outlay	6,384,500	6,094,553	289,947	5,280,430
Other Objects	<u>5,000</u>	<u>879</u>	<u>4,121</u>	<u>1,321</u>
TOTAL OPERATIONS AND MAINTENANCE OF				
PLANT SERVICES	<u>8,595,749</u>	<u>8,412,511</u>	<u>183,238</u>	<u>7,318,840</u>
TOTAL SUPPORT SERVICES	<u>8,845,749</u>	<u>8,571,885</u>	<u>273,864</u>	<u>7,760,610</u>
TOTAL EXPENDITURES DISBURSED	<u>8,845,749</u>	<u>8,571,885</u>	<u>273,864</u>	<u>7,760,610</u>

The accompanying notes are an integral part of this report.

Bradley Bourbonnais Community High School District No. 307
Comparative Statement of Expenditures Disbursed
(And Comparison with Budget)
Debt Services Fund
For the Fiscal Year Ended June 30, 2024 and 2023

	<u>2024</u> <u>Budget</u>	<u>2024</u> <u>Actual</u>	<u>(Over) Under</u> <u>Budget</u>	<u>2023</u> <u>Actual</u>
Expenditures Disbursed:				
Debt Services:				
Debt Service - Interest on Long-Term Debt	481,600	490,825	(9,225)	612,433
Debt Service - Payments on Principal	717,600	705,000	12,600	560,000
Debt Service - Other	<u>-0-</u>	<u>2,636</u>	<u>(2,636)</u>	<u>2,636</u>
TOTAL DEBT SERVICE	<u>1,199,200</u>	<u>1,198,461</u>	<u>739</u>	<u>1,175,069</u>
TOTAL EXPENDITURES DISBURSED	<u>1,199,200</u>	<u>1,198,461</u>	<u>739</u>	<u>1,175,069</u>

The accompanying notes are an integral part of this report.

Bradley Bourbonnais Community High School District No. 307
Comparative Statement of Expenditures Disbursed
(And Comparison with Budget)
Transportation Fund
For the Fiscal Year Ended June 30, 2024 and 2023

	<u>2024</u> <u>Budget</u>	<u>2024</u> <u>Actual</u>	(Over) Under <u>Budget</u>	<u>2023</u> <u>Actual</u>
Expenditures Disbursed:				
Support Services:				
Pupil Transportation Services:				
Salaries	817,953	766,469	51,484	749,851
Employee Benefits	208,081	192,032	16,049	190,018
Purchased Services	672,200	661,312	10,888	624,288
Supplies and Materials	192,000	144,705	47,295	188,563
Capital Outlay	118,000	115,941	2,059	-0-
Other Objects	<u>3,000</u>	<u>2,002</u>	<u>998</u>	<u>7,814</u>
TOTAL PUPIL TRANSPORTATION SERVICES	<u>2,011,234</u>	<u>1,882,461</u>	<u>128,773</u>	<u>1,760,534</u>
TOTAL SUPPORT SERVICES	<u>2,011,234</u>	<u>1,882,461</u>	<u>128,773</u>	<u>1,760,534</u>
TOTAL EXPENDITURES DISBURSED	<u>2,011,234</u>	<u>1,882,461</u>	<u>128,773</u>	<u>1,760,534</u>

The accompanying notes are an integral part of this report.

Bradley Bourbonnais Community High School District No. 307
Comparative Statement of Expenditures Disbursed
(And Comparison with Budget)
Municipal Retirement/Social Security Fund
For the Fiscal Year Ended June 30, 2024 and 2023

	<u>2024</u> <u>Budget</u>	<u>2024</u> <u>Actual</u>	<u>(Over) Under</u> <u>Budget</u>	<u>2023</u> <u>Actual</u>
Expenditures Disbursed:				
Instruction:				
Regular Programs:				
Employee Benefits	6,815	9,945	(3,130)	5,706
Special Education Programs:				
Employee Benefits	45,000	42,441	2,559	42,929
Interscholastic Programs:				
Employee Benefits	11,000	10,938	62	9,852
Summer School Programs:				
Employee Benefits	-0-	-0-	-0-	-0-
Bilingual Programs:				
Employee Benefits	<u>3,155</u>	<u>5,001</u>	<u>(1,846)</u>	<u>1,948</u>
TOTAL INSTRUCTION	<u>65,970</u>	<u>68,325</u>	<u>(2,355)</u>	<u>60,435</u>
Support Services:				
Support Services - Pupils				
Attendance and Social Work				
Services:				
Employee Benefits	8,500	7,476	1,024	7,914
Guidance Services:				
Employee Benefits	13,500	12,572	928	12,016
Health Services:				
Employee Benefits	<u>14,261</u>	<u>11,654</u>	<u>2,607</u>	<u>10,368</u>
TOTAL SUPPORT SERVICES - PUPILS	<u>36,261</u>	<u>31,702</u>	<u>4,559</u>	<u>30,298</u>
Support Services -				
Instructional Staff:				
Improvement of Instruction				
Services:				
Employee Benefits	-0-	31	(31)	283
Educational Media Services:				
Employee Benefits	<u>2,270</u>	<u>1,970</u>	<u>300</u>	<u>1,827</u>
TOTAL SUPPORT SERVICES -				
INSTRUCTIONAL STAFF	<u>2,270</u>	<u>2,001</u>	<u>269</u>	<u>2,110</u>

The accompanying notes are an integral part of this report.

Bradley Bourbonnais Community High School District No. 307
Comparative Statement of Expenditures Disbursed
(And Comparison with Budget)
Municipal Retirement/Social Security Fund
For the Fiscal Year Ended June 30, 2024 and 2023

	<u>2024</u> <u>Budget</u>	<u>2024</u> <u>Actual</u>	<u>(Over) Under</u> <u>Budget</u>	<u>2023</u> <u>Actual</u>
Support Services - General Administration				
Board of Education Services:				
Employee Benefits	7,500	5,156	2,344	6,568
Executive Administration Services:				
Employee Benefits	<u>6,100</u>	<u>5,534</u>	<u>566</u>	<u>5,542</u>
TOTAL SUPPORT SERVICES - GENERAL ADMINISTRATION	<u>13,600</u>	<u>10,690</u>	<u>2,910</u>	<u>12,110</u>
Support Services - School Administration:				
Office of the Principal Services:				
Employee Benefits	<u>3,300</u>	<u>2,240</u>	<u>1,060</u>	<u>1,474</u>
TOTAL SUPPORT SERVICES - SCHOOL ADMINISTRATION	<u>3,300</u>	<u>2,240</u>	<u>1,060</u>	<u>1,474</u>
Support Services - Business:				
Fiscal Services:				
Employee Benefits	21,000	20,336	664	18,330
Operations and Maintenance of Plant Services:				
Employee Benefits	100,650	87,644	13,006	94,669
Food Services:				
Employee Benefits	<u>28,000</u>	<u>21,367</u>	<u>6,633</u>	<u>23,423</u>
TOTAL SUPPORT SERVICES - BUSINESS	<u>149,650</u>	<u>129,347</u>	<u>20,303</u>	<u>136,422</u>
Support Services - Central:				
Data Processing:				
Employee Benefits	<u>27,000</u>	<u>23,591</u>	<u>3,409</u>	<u>23,510</u>
TOTAL SUPPORT SERVICES - CENTRAL	<u>27,000</u>	<u>23,591</u>	<u>3,409</u>	<u>23,510</u>
TOTAL SUPPORT SERVICES	<u>232,081</u>	<u>199,571</u>	<u>32,510</u>	<u>205,924</u>
Community Services:				
Employee Benefits	<u>5,750</u>	<u>5,182</u>	<u>568</u>	<u>5,259</u>
TOTAL COMMUNITY SERVICES	<u>5,750</u>	<u>5,182</u>	<u>568</u>	<u>5,259</u>
TOTAL EXPENDITURES DISBURSED	<u>303,801</u>	<u>273,078</u>	<u>30,723</u>	<u>271,618</u>

The accompanying notes are an integral part of this report.

Bradley Bourbonnais Community High School District No. 307
Comparative Statement of Expenditures Disbursed
(And Comparison with Budget)
Capital Projects Fund
For the Fiscal Year Ended June 30, 2024 and 2023

	<u>2024</u> <u>Budget</u>	<u>2024</u> <u>Actual</u>	<u>(Over) Under</u> <u>Budget</u>	<u>2023</u> <u>Actual</u>
Expenditures Disbursed:				
Support Services:				
Facilities Acquisition and				
Construction Services:				
Other Objects	<u>8,000</u>	<u>5,526</u>	<u>2,474</u>	<u>6,791</u>
TOTAL FACILITIES ACQUISITION AND				
CONSTRUCTION SERVICES	<u>8,000</u>	<u>5,526</u>	<u>2,474</u>	<u>6,791</u>
TOTAL SUPPORT SERVICES	<u>8,000</u>	<u>5,526</u>	<u>2,474</u>	<u>6,791</u>
TOTAL EXPENDITURES DISBURSED	<u>8,000</u>	<u>5,526</u>	<u>2,474</u>	<u>6,791</u>

The accompanying notes are an integral part of this report.

Bradley Bourbonnais Community High School District No. 307
Comparative Statement of Expenditures Disbursed
(And Comparison with Budget)
Tort Immunity Fund
For the Fiscal Year Ended June 30, 2024 and 2023

	<u>2024</u> <u>Budget</u>	<u>2024</u> <u>Actual</u>	<u>(Over) Under</u> <u>Budget</u>	<u>2023</u> <u>Actual</u>
Expenditures Disbursed:				
Support Services				
Workers Compensation:				
Purchased Services	-0-	-0-	-0-	-0-
Unemployment Insurance Payments:				
Purchased Services	-0-	-0-	-0-	-0-
Insurance Payments:				
Purchased Services	-0-	-0-	-0-	-0-
Board of Education Services:				
Purchased Services	-0-	-0-	-0-	-0-
Risk Management and Claims				
Services:				
Purchased Services	-0-	-0-	-0-	-0-
Educational, Inspectional,				
Supervising Services Related				
to Loss Prevention or Reduction:				
Purchased Services	-0-	-0-	-0-	-0-
Property Insurance:				
Purchased Services	-0-	-0-	-0-	-0-
Vehicle Insurance:				
Purchased Services	<u>-0-</u>	<u>-0-</u>	<u>-0-</u>	<u>-0-</u>
TOTAL SUPPORT SERVICES	<u>-0-</u>	<u>-0-</u>	<u>-0-</u>	<u>-0-</u>
TOTAL EXPENDITURES DISBURSED	<u>-0-</u>	<u>-0-</u>	<u>-0-</u>	<u>-0-</u>

The accompanying notes are an integral part of this report.

Bradley Bourbonnais Community High School District No. 307
Comparative Statement of Expenditures Disbursed
(And Comparison with Budget)
Fire Prevention and Safety Fund
For the Fiscal Year Ended June 30, 2024 and 2023

	<u>2024</u> <u>Budget</u>	<u>2024</u> <u>Actual</u>	<u>(Over) Under</u> <u>Budget</u>	<u>2023</u> <u>Actual</u>
Expenditures Disbursed:				
Support Services:				
Facilities Acquisition and				
Construction Services:				
Purchased Services	-0-	-0-	-0-	-0-
Supplies and Materials	<u>-0-</u>	<u>-0-</u>	<u>-0-</u>	<u>-0-</u>
 TOTAL FACILITIES ACQUISITION AND CONSTRUCTION SERVICES	 <u>-0-</u>	 <u>-0-</u>	 <u>-0-</u>	 <u>-0-</u>
 TOTAL SUPPORT SERVICES	 <u>-0-</u>	 <u>-0-</u>	 <u>-0-</u>	 <u>-0-</u>
 TOTAL EXPENDITURES DISBURSED	 <u><u>-0-</u></u>	 <u><u>-0-</u></u>	 <u><u>-0-</u></u>	 <u><u>-0-</u></u>

The accompanying notes are an integral part of this report.

Bradley Bourbonnais Community High School District No. 307
Notes to the Financial Statements
For the Year Ended June 30, 2024

1. SUMMARY OF SIGNIFICANT ACCOUNTING POLICIES

The district's accounting policies conform to the cash basis of accounting as defined by the Illinois State Board of Education Audit Guide.

In June 1999, the Government Accounting Standards Board (GASB) issued *Statement 34 Basic Financial Statements and Management Discussion and Analysis for State and Local Governments*. The Statement establishes new financial reporting requirements for state and local governments throughout the United States. Implementation was required for fiscal year ending June 30, 2004. The district elected not to implement GASB 34. Instead, the district adopted a regulatory basis of accounting as prescribed by the Illinois State Board of Education.

(A) Principles Used to Determine the Scope of the Reporting Entity

The district's reporting entity includes the district's governing board and all related organizations for which the district exercises oversight responsibility.

The district has developed criteria to determine whether outside agencies with activities which benefit the citizens of the district, including joint agreements which service pupils from numerous districts, should be included within its financial reporting entity. The criteria include, but are not limited to, whether the district exercises oversight responsibility (which includes financial interdependency, selection of governing authority, designation of management, ability to significantly influence operations, and accountability for fiscal matters), scope of public service and special financing relationships.

The joint agreements have been determined not to be part of the reporting entity after applying the manifesting of oversight, scope of public service and special financing relationships criteria and are therefore excluded from the accompanying financial statements because the district does not control the assets, operations or management of the joint agreements. In addition, the district is not aware of any entity which would exercise such oversight as to result in the district being considered a component unit of the entity.

(B) Basis of Presentation - Fund Accounting

The accounts of the district are organized on the basis of funds and account groups, each of which is considered a separate accounting entity. The operations of each fund are accounted for with a separate set of self-balancing accounts that comprise its assets and liabilities (arising from cash transactions), fund balance, revenue received and expenditures disbursed.

The district maintains individual funds required by the State of Illinois. The various funds are summarized by type in the financial statements. These funds are grouped as required for reports filed with the Illinois State Board of Education. District resources are allocated to and accounted for in individual funds based upon the purposes for which they are to be spent and the means by which spending activities are controlled. The following fund types and account groups are used by the district:

GOVERNMENTAL FUND TYPES

Governmental Funds are those through which most governmental functions of the district are financed. The acquisition, use and balances of the district's expendable financial resources and the related liabilities (arising from cash transactions) are accounted for through governmental funds.

The General Fund, which consists of the Education Fund and the Operations, Building and Maintenance Fund, is the general operating fund of the district. It is used to account for all financial resources except those required to be accounted for in another fund. Special Education is included in this fund.

Special Revenue Funds, which include the Transportation Fund, the Illinois Municipal Retirement Fund and the Tort Fund, are used to account for cash received from special sources (other than those accounted for in the Debt Service Fund, Capital Project Funds or Fiduciary Funds) that are legally restricted to cash disbursements for specified purposes.

The Debt Service Fund accounts for the accumulation of resources for, and the payment of general long term debt principal, interest and related costs.

The Capital Projects Fund and Fire Prevention and Safety Fund account for financial resources to be used for the acquisition or construction of major capital facilities (other than those financed by Trust Funds).

FIDUCIARY FUND TYPES

Fiduciary Funds are used to account for assets held by the district in a trustee capacity or as an agent for individuals, private organizations, other governments or other funds.

The Expendable Trust Fund (Working Cash Fund) accounts for financial resources held by the district to be used for temporary interfund loans to other funds.

The Agency Funds include the Student Activity Funds, which account for assets held by the district as an agent for the student, teachers and other entities. These funds are custodial in nature and do not involve the measurement of the results of operations. The amounts due to the activity fund organizations are equal to the assets.

GOVERNMENTAL AND EXPENDABLE TRUST FUNDS - MEASUREMENT FOCUS

The financial statements of all Governmental Funds and Expendable Trust Funds focus on the measurement of spending or "financial flow" and the determination of changes in financial position rather than upon net income determination. This means that only current assets and current liabilities are generally included on their balance sheets. Their reported fund balance (net current assets) is considered a measure of "available spendable resources." Governmental fund operating statements present increases (cash receipts and other financing sources) and decreases (cash disbursements and other financing uses) in net current assets. Accordingly, they are said to present a summary of sources and uses of "available spendable resources" during a period.

GENERAL FIXED ASSETS AND GENERAL LONG TERM DEBT ACCOUNT GROUP

No depreciation has been provided on fixed assets. Accumulated depreciation totaling \$26,101,717 has been reported on the Illinois Local Education Agency's annual financial report, based on straight-line method and useful lives established by Illinois State Board of Education as follows:

Land	N/A
Buildings & Improvements	50 years
Improvements other than Buildings	20 years
Equipment	3-10 years

All fixed assets are valued at historical cost or estimated historical cost if actual historical cost is not available. Donated fixed assets are valued at their estimated fair value on the date donated. The district capitalizes all assets over \$5000.

The district records purchases of property and equipment as expenditures of various funds when paid.

Long-Term Liabilities expected to be financed from Debt Service Funds are accounted for in the General Long-Term Debt Account Group, not in the governmental funds. Proceeds from sales of bonds are included as receipts in the appropriate fund on the date received. Related principal payable in the future is recorded at the same time in the General Long-Term Debt Account Group.

The two account groups are not "funds". They are concerned only with the measurement of financial position. They are not involved with measurement of results of operations.

(C) Basis of Accounting

Basis of accounting refers to when revenues received and expenditures disbursed are recognized in the accounts and how they are reported in the financial statements. The district maintains its accounting records for all funds and account groups on the cash basis of accounting under guidelines prescribed by the Illinois State Board of Education. Accordingly, revenues are recognized and recorded in the accounts when cash is received. In the same manner, expenditures are recognized and recorded upon the disbursement of cash. Assets of a fund are only recorded when a right to receive cash exists which arises from a previous cash transaction. Liabilities of a fund, similarly, result from previous cash transactions.

Cash basis financial statements omit recognition of receivables and payables and other accrued and deferred items that do not arise from previous cash transactions.

Proceeds from sale of bonds are included as Other Financing Sources in the appropriate fund on the date received. Related bond principal payable in the future is recorded at the same time in the General Long-Term Debt Account Group.

(D) Budgets and Budgetary Accounting

The budget for all Governmental Fund Types and for the Expendable Trust Fund is prepared on the cash basis of accounting which is the same basis that is used in financial reporting, which is not in accordance with generally accepted accounting principles. This allows for comparability between budget and actual amounts. This is an acceptable method in accordance with Chapter 105, Section 5, Paragraph 17.1 of the Illinois Revised Statutes. The budget was passed on September 19, 2023 and was amended on June 10, 2024.

For each fund, total fund expenditures disbursed may not legally exceed the budgeted amounts. The budget lapses at the end of each fiscal year.

The district follows these procedures in establishing the budgetary data reflected in the financial statements.

1. Prior to August 1, the Superintendent submits to the Board of Education a proposed operating budget for the fiscal year commencing on that date. The operating budget includes proposed expenditures disbursed and the means of financing them.
2. A public hearing is conducted to obtain taxpayer comments.
3. Prior to October 1, the budget is legally adopted through passage of a resolution.
4. Formal budgetary integration is employed as a management control device during the year.
5. The Board of Education may make transfers between the various items in any fund not exceeding in the aggregate 10% of the total of such fund as set forth in the budget.
6. The Board of Education may amend the budget (in other ways) by the same procedures required of its original adoption.

(E) Investments

Investments are stated at the lower of cost or market. The district has adopted a formal written investment and cash management policy. The institutions in which investments are made must be approved by the Board of Education.

(F) Inventory

Inventory consists of expendable supplies held for consumption. The amount of inventory was not considered material and therefore, no value is included in the financial statements.

(G) Total Memorandum Only

The "Total Memorandum Only" column represents the aggregation (by addition) of the line item amounts reported for each fund type and account group. No consolidating or other eliminations were made in arriving at the totals; thus they do not present consolidated information.

These totals are presented only to facilitate financial analysis and are not intended to reflect the financial position or results of operations of the district as a whole.

Prior year financial information is presented on the Combined and Combining financial statements for financial analysis only.

2. PROPERTY TAXES

The district's property tax is levied each year on all taxable real property located in the district on or before the last Tuesday in December. The levy was passed by the board on December 11, 2023. Property taxes attach as an enforceable lien on property as of January 1 and are payable in two installments on June 1 and September 1. The district receives significant distributions of tax receipts approximately one month after these due dates. Taxes recorded in these financial statements are from the 2023 and prior year levies.

The following are the tax rate limits permitted by the School Code and by local referendum and the actual rates levied per \$100.00 of assessed valuation:

	<u>Limit</u>	Actual <u>2023 Levy</u>	Actual <u>2022 Levy</u>
Education	As Needed	1.3296	1.3659
Bond & Interest	As Needed	.0620	.0678
Building	.5500	.3533	.3718
Special Education	.4000	.0014	.0014
Transportation	As Needed	.2101	.1969
Municipal Retirement	As Needed	.0271	.0284
Working Cash	.0500	.0014	.0014
Life Safety	.1000	.0014	.0014
Tort Immunity	As Needed	.0014	.0014
Revenue Recapture	As Needed	.0088	.0057
		<u>1.9965</u>	<u>2.0421</u>

3. SPECIAL TAX LEVIES AND RESTRICTED EQUITY

(A) Special Education

Cash receipts and the related cash disbursements of this restricted tax levy are accounted for in the Education Fund. None of the fund's equity represents the excess of cumulative receipts over cumulative disbursements, which is restricted for future special education disbursements with Chapter 122, Paragraph 17.2.2a of the Illinois Revised Statutes.

(B) Drivers Education

Cash receipts and the related cash disbursements of this restricted grant are accounted for in the Education Fund.

4. CASH AND INVESTMENTS

As of June 30, 2024, the district had the following cash deposits and investments:

Cash deposits with local financial institutions	\$ 9,023,413
Certificates of Deposit with local financial institutions	2,394,780
Cash Deposits with the Illinois Funds	<u>15,574,379</u>
Total Cash and Investments	<u>\$ 26,990,572</u>

Investments Authorized by *Illinois Compiled Statutes* and the District's Investment Policy:

The district is allowed to invest in securities as authorized by Chapter 30 Section ILCS 235/2, 235/5 and 105 ILCS 5/8-7 of the *Illinois Compiled Statutes*. The district's investment policy is consistent with the *Illinois Compiled Statutes*.

Investment in External Investment Pool

The district is a voluntary participant in the Illinois Funds Money Market Fund, a money market fund created in 1975 by the Illinois General Assembly to permit participants to pool their investment funds. The Illinois Funds Money Market Fund invests in U.S. Treasury bills and notes backed by the full faith and credit of the U.S. Treasury and in fully collateralized time deposits in Illinois financial institutions, in collateralized repurchase agreements, and in treasury mutual funds that invest in U.S. Treasury obligations and collateralized repurchase agreements. The time deposits are collateralized 105% over FDIC Insurance with U.S. Treasury obligations and marked to market on a weekly basis to maintain sufficiency.

Disclosures Relating to Interest Rate Risk:

Interest rate risk is the risk that changes in market interest rates will adversely affect the fair value of an investment. Generally, the longer the investment maturity, the greater the sensitivity of its fair value to changes in market interest rates. The district's investment policy does not specifically address interest rate risk; however, one of the ways the district manages its exposure to interest rate risk is by limiting its purchases of long-term investments. At June 30, 2024, the district's investments were deposits in financial institutions and municipal bonds. All deposits are demand deposits or term deposits in government security investments with maturities of less than thirteen months.

Disclosures Relating to Credit Risk:

Generally, credit risk is the risk that an issuer of an investment will not fulfill its obligation to the holder of the investment. This is measured by the assignment of a rating by a nationally recognized statistical rating organization. The district's investment policy requires a rating at the time of purchase at one of the three highest classifications established by at least two standard rating services. The district's deposits with financial institutions are not subject to credit risk rating.

Concentration of Credit Risk:

The investment policy of the district contains no limitations on the amount that can be invested in any one issuer. Deposits with financial institutions are exempt from the 5% investment in any one issuer disclosure.

Custodial Credit Risk:

Custodial credit risk for deposits is the risk that, in the event of the failure of a depository financial institution, a government will not be able to recover its deposits or will not be able to recover collateral securities that are in the possession of an outside party. *Illinois Compiled Statutes* do not contain requirements that would limit the exposure to custodial credit risk for deposits. However, the district's investment policy requires that all amounts deposited or invested with financial institutions in excess of any insurance limit be collateralized by securities held by the district in the district's name.

As of June 30, 2024, the districts deposits with financial institutions were fully collateralized.

Foreign Currency Risk:

Foreign currency risk is the risk that changes in foreign exchange rates will adversely affect the fair values of an investment or deposit. None of the district's investments are directly subject to foreign currency risk.

5. **CHANGES IN GENERAL FIXED ASSETS**

	Balance 7/01/23	Additions	Deletions	Balance 6/30/24
Land	\$ 5,402,623	\$ -0-	\$ -0-	\$ 5,402,623
Building and Improvements	37,636,146	5,652,968	-0-	43,289,114
Other Improvements	4,891,715	373,075	-0-	5,264,790
Capitalized Equipment	10,202,080	694,043	-0-	10,896,123
Total General Fixed Assets	58,132,564	6,720,086	-0-	64,852,650
Accumulated Depreciation	24,391,573	1,710,144	-0-	26,101,717
Total Net Fixed Assets	<u>\$ 33,740,991</u>	<u>\$ 5,009,942</u>	<u>\$ -0-</u>	<u>\$ 38,750,933</u>

Depreciation expense for the year ended June 30, 2024 was \$1,710,144.

6. **RETIREMENT PLANS**

The aggregate pension expense recognized by the district during the year ended June 30, 2024 for all pension plans was \$(305,466).

(A) **Illinois Teachers Retirement System**
General Information about the Pension Plan

Plan Description

The employer participates in the Teachers' Retirement System of the State of Illinois (TRS). TRS is a cost-sharing multiple-employer defined benefit pension plan that was created by the Illinois legislature for the benefit of Illinois public school teachers employed outside the city of Chicago. TRS members include all active non-annuitants who are employed by a TRS-covered employer to provide services for which teacher licensure is required. The Illinois Pension Code outlines the benefit provisions of TRS, and amendments to the plan can be made only by legislative action with the Governor's approval. The TRS Board of Trustees is responsible for the System's administration.

TRS issues a publicly available financial report that can be obtained at <https://www.trsil.org/financial/cafrs/fy2023>; by writing to TRS at 2815 W. Washington, PO Box 19253, Springfield, IL 62794; or by calling (888) 678-3675, option 2.

Benefits Provided

TRS provides retirement, disability, and death benefits. Tier 1 members have TRS or reciprocal system service prior to January 1, 2011. Tier 1 members qualify for retirement benefits at age 62 with five years of service, at age 60 with 10 years, or age 55 with 20 years. The benefit is determined by the average of the four highest years of creditable earnings within the last 10 years of creditable service and the percentage of average salary to which the member is entitled. Most members retire under a formula that provides 2.2 percent final average salary up to a maximum of 75 percent with 34 years of service.

Tier 2 members qualify for retirement benefits at age 67 with 10 years of service, or a discounted annuity can be paid at age 62 with 10 years of service. Creditable earnings for retirement purposes are capped and the final average salary is based on the highest consecutive eight years of creditable service rather than the last four. Disability provisions for Tier 2 are identical to those of Tier 1. Death benefits are payable under a formula that is different from Tier 1.

Essentially all Tier 1 retirees receive an annual 3 percent increase in the current retirement benefit beginning January 1 following the attainment of age 61 or on January 1 following the member's first anniversary in retirement, whichever is later. Tier 2 annual increases will be the lesser of three percent of the original benefit or one-half percent of the rate of inflation beginning January 1 following attainment of age 67 or on January 1 following the member's first anniversary in retirement, whichever is later.

Public Act 100-0023, enacted in 2017, creates an optional Tier 3 hybrid retirement plan, but it has not yet gone into effect. Public Act 100-0587, enacted in 2018, requires TRS to offer two temporary benefit buyout programs that expire on June 30, 2026. One program allows retiring Tier 1 members to receive a partial lump-sum payment in exchange for accepting a lower, delayed annual increase. The other allows inactive vested Tier 1 and 2 members to receive a partial lump-sum payment in lieu of a retirement annuity. Both programs began in 2019 and are funded by bonds issued by the state of Illinois.

Contributions

The state of Illinois maintains the primary responsibility for funding TRS. The Illinois Pension Code, as amended by Public Act 88-0593 and subsequent acts, provides that for years 2010 through 2045, the minimum contribution to the System for each fiscal year shall be an amount determined to be sufficient to bring the total assets of the System up to 90 percent of the total actuarial liabilities of the System by the end of fiscal year 2045.

Contributions from active members and TRS contributing employers are also required by the Illinois Pension Code. The contribution rates are specified in the pension code. The active member contribution rate for the year ended June 30, 2023, was 9.0 percent of creditable earnings. The member contribution, which may be paid on behalf of employees by the employer, is submitted to TRS by the employer.

On behalf contributions to TRS. The state of Illinois makes employer pension contributions on behalf of the employer. For the year ended June 30, 2024, state of Illinois contributions recognized by the employer were based on the state's proportionate share of the collective net pension liability associated with the employer, and the employer recognized revenue and expenditures of \$7,638,485 in pension contributions from the state of Illinois.

2.2 formula contributions. Employers contribute 0.58 percent of total creditable earnings for the 2.2 formula change. The contribution rate is specified by statute. Contributions for the year ended June 30, 2024, were \$77,444, and are deferred because they were paid after the June 30, 2023 measurement date.

Federal and special trust fund contributions. When TRS members are paid from federal and special trust funds administered by the employer, there is a statutory requirement for the employer to pay an employer pension contribution from those funds. Under Public Act 100-0340, the federal and special trust fund contribution rate is the total employer normal cost beginning with the year ended June 30, 2018.

Previously, employer contributions for employees paid from federal and special trust funds were at the same rate as the state contribution rate to TRS and were much higher.

For the year ended June 30, 2024, the employer pension contribution was 10.60 percent of salaries paid from federal and special trust funds. For the year ended June 30, 2024, salaries totaling \$317,936 were paid from federal and special trust funds that required employer contributions of \$36,371. These contributions are deferred because they were paid after the June 30, 2023 measurement date.

Employer retirement cost contributions. Under GASB Statement No. 68, contributions that an employer is required to pay because of a TRS member retiring are categorized as specific liability payments. The employer is required to make a one-time contribution to TRS for members granted salary increases over 6 percent if those salaries are used to calculate a retiree's final average salary.

A one-time contribution is also required for members granted sick leave days in excess of the normal annual allotment if those days are used as TRS service credit. For the year ended June 30, 2024, the employer paid \$-0- to TRS for employer contributions dues on salary increases in excess of 6 percent and \$-0- for sick leave days granted in excess of the normal annual allotment.

Pension Liabilities, Pension Expense, and Deferred Outflows of Resources and Deferred Inflows of Resources Related to Pensions

At June 30, 2023, the employer reported a liability for its proportionate share of the net pension liability (first amount shown below) that reflected a reduction for state pension support provided to the employer. The state's support and total are for disclosure purposes only. The amount recognized by the employer as its proportionate share of the net pension liability, the related state support, and the total portion of the net pension liability that was associated with the employer follows below:

Employer's proportionate share of the net pension liability	\$ 1,050,448
State's proportionate share of the net pension liability associated with the employer	<u>90,654,240</u>
Total	<u>\$ 91,706,680</u>

The net pension liability was measured as of June 30, 2023, and the total pension liability used to calculate the net pension liability was determined by an actuarial valuation as of June 30, 2023, and rolled forward to June 30, 2023. The employer's proportion of the net pension liability was based on the employer's share of contributions to TRS for the measurement year ended June 30, 2023, relative to the projected contributions of all participating TRS employers and the state during that period. At June 30, 2023, the employer's proportion was 0.0012361042 percent, which was an increase of 0.000219503 from its proportion measured as of June 30, 2022.

For the year ended June 30, 2024, the employer recognized pension expense of \$7,638,485 and revenue of \$7,638,485 for support provided by the state. At June 30, 2024, the employer reported deferred outflows of resources and deferred inflows of resources related to pensions from the following sources:

	<u>Deferred Outflows of Resources</u>	<u>Deferred Inflows of Resources</u>
Differences between expected and actual experience	\$ 4,367	\$ 4,235
Net difference between projected and actual earnings on pension plan investments	-0-	30
Changes of assumptions	3,583	924
Changes in proportion and differences between employer contributions and proportionate share of contributions	15,115	67,176
Employer contributions subsequent to the measurement date	-0-	-0-
Total	<u>\$ 23,065</u>	<u>\$ 72,365</u>

\$(49,300) reported as deferred outflows of resources related to pensions resulting from employer contributions subsequent to the measurement date will be recognized as a reduction of the net pension liability in the reporting year ended June 30, 2025. Other amounts reported as deferred outflows of resources and deferred inflows of resources related to pensions will be recognized in pension expense as follows in these reporting years:

<u>Year Ended June 30,</u>	
2025	\$ (23,400)
2026	\$ (26,641)
2027	\$ 596
2028	\$ (2,363)
2029	\$ 2,508

Actuarial Assumptions

The total pension liability in the June 30, 2023 actuarial valuation was determined using the following actuarial assumptions, applied to all periods included in the measurement:

Inflation	2.5 percent
Salary increases	varies by amount of service credit
Investment rate of return	7.00 percent, net of pension plan investment expense, including inflation

In the June 30, 2023 actuarial valuation, mortality rates were based on the PubT-2010 Table with appropriate adjustments for TRS experience. The rates are based on a fully-generational basis using projection table MP-2020. In the June 30, 2022 actuarial valuation, mortality rates were based on the PubT-2010 White Collar Table with appropriate adjustments to TRS experience. The rates were used on a fully-generational basis using projection table MP-2020.

The long-term (20-year) expected rate of return on pension plan investments was determined using a building-block method in which best-estimate ranges of expected future real rates of return (expected returns, net of pension plan investment expense and inflation) are developed for each major asset class. These ranges are combined to produce the long-term expected rate of return by weighting the expected future real rates of return by the target asset allocation percentage and by adding expected inflation. The target allocation and best estimates of arithmetic real rates of return for each major asset class that were used by the actuary are summarized in the following table:

<u>Asset Class</u>	<u>Target Allocation</u>	<u>Long-Term Expected Real Rate of Return</u>
Global Equity	37.0%	5.35%
Private Equity	15.0%	8.03%
Income	26.0%	4.32%
Real Assets	18.0%	4.60%
Diversifying Strategies	4.0%	3.40%
Total	<u>100.0%</u>	

Discount Rate

At June 30, 2023, the discount rate used to measure the total pension liability was 7.00 percent, which was the same as the June 30, 2022 rate. The projection of cash flows used to determine the discount rate assumed that employee contributions, employer contributions, and state contributions will be made at the current statutorily-required rates.

Based on those assumptions, TRS's fiduciary net position at June 30, 2023 was projected to be available to make all projected future benefit payments of current active and inactive members and all benefit recipients. Tier 1's liability is partially-funded by Tier 2 members, as the Tier 2 member contribution is higher than the cost of Tier II benefits. Due to this subsidy, contributions from future members in excess of the service cost are also included in the determination of the discount rate. All projected future payments were covered so the long-term expected rate of return on TRS Investments was applied to all periods of projected benefit payments to determine the total pension liability.

Sensitivity of the Employer's Proportionate Share of the Net Pension Liability to Changes in the Discount Rate

The following presents the employer's proportionate share of the net pension liability calculated using the discount rate of 7.00 percent, as well as what the employer's proportionate share of the net pension liability would be if it were calculated using a discount rate that is 1 percentage point lower (6.00 percent) or 1 percentage point higher (8.00 percent) than the current rate.

	<u>1% Decrease (6.00%)</u>	<u>Current Discount Rate (7.00%)</u>	<u>1% Increase (8.00%)</u>
Employer's proportionate share of the net pension liability	\$ 1,292,954	\$ 1,050,448	\$ 849,194

TRS Fiduciary Net Position

Detailed information about the TRS's fiduciary net position as of June 30, 2023 is available in the separately issued TRS *Comprehensive Annual Financial Report*.

(B) Illinois Municipal Retirement Fund

IMRF Plan Description

The employer's defined benefit pension plan for Regular employees provides retirement and disability benefits, post retirement increases and death benefits to plan members and beneficiaries. The employer plan is managed by the Illinois Municipal Retirement Fund (IMRF), the administrator of a multiple-employer public pension fund. A summary of IMRF's pension benefits is provided in the "Benefits Provided" section of this document. Details of all benefits are available from IMRF. Benefit provisions are established by statute and may only be changed by the General Assembly of the State of Illinois. IMRF issues a publicly available Comprehensive Annual Financial Report that includes financial statements, detailed information about the pension plan's fiduciary net position, and required supplementary information. That report may be obtained on-line at www.imrf.org.

Benefits Provided

IMRF has three benefit plans. The vast majority of IMRF members participate in the Regular Plan (RP). The Sheriff's Law Enforcement Personnel (SLEP) plan is for sheriffs, deputy sheriffs, and selected police chiefs. Counties could adopt the Elected County Official (ECO) plan for officials elected prior to August 8, 2011 (the ECO plan was closed to new participants after that date).

All three IMRF benefit plans have two tiers. Employees hired **before** January 1, 2011, are eligible for Tier 1 benefits. Tier 1 employees are vested for pension benefits when they have at least eight years of qualifying service credit. Tier 1 employees who retire at age 55 (at reduced benefits) or after age 60 (at full benefits) with eight years of service are entitled to an annual retirement benefit, payable monthly for life, in an amount equal to 1-2/3% of the final rate of earnings for the first 15 years of service credit, plus 2% for each year of service credit after 15 years to a maximum of 75% of their final rate of earnings. Final rate of earnings is the highest total earnings during any consecutive 48 months within the last 10 years of service, divided by 48. Under Tier 1, the pension is increased by 3% of the original amount on January 1 every year after retirement.

Employees hired **on or after** January 1, 2011, are eligible for Tier 2 benefits. For Tier 2 employees, pension benefits vest after ten years of service. Participating employees who retire at age 62 (at reduced benefits) or after age 67 (at full benefits) with ten years of service are entitled to an annual retirement benefit, payable monthly for life, in an amount equal to 1-2/3% of the final rate of earnings for the first 15 years of service credit, plus 2% for each year of service credit after 15 years to a maximum of 75% of their final rate of earnings. Final rate of earnings is the highest total earnings during any 96 consecutive months within the last 10 years of service, divided by 96. Under Tier 2, the pension is increased on January 1 every year after retirement, upon reaching age 67, by the *lesser* of:

- 3% of the original pension amount, or
- ½ of the increase in the Consumer Price Index of the original pension amount.

Employees Covered by Benefit Terms

As of December 31, 2023, the following employees were covered by the benefit terms:

	IMRF
Retirees and Beneficiaries currently receiving benefits	109
Inactive Plan Members entitled to but not yet receiving benefits	88
Active Plan Members	<u>104</u>
Total	301

Contributions

As set by statute, the Employer's Regular Plan Members are required to contribute 4.5% of their annual covered salary. The statute requires employers to contribute the amount necessary, in addition to member contributions, to financial the retirement coverage of its own employees. The Employer's annual contribution rate for calendar year 2023 was 6.60 %. For the fiscal year ended June 30, 2024, the Employer contributed \$273,078 to the plan. The Employer also contributes for disability benefits, death benefits, and supplemental retirement benefits, all of which are pooled at the IMRF level. Contribution rates for disability and death benefits are set by IMRF's Board of Trustees, while the supplemental retirement benefits rate is set by statute.

Net Pension Asset/Liability

The Employer's net pension (asset)/ liability was measured as of December 31, 2023. The total pension liability used to calculate the net pension (asset)/ liability was determined by an actuarial valuation as of that date.

Actuarial Assumptions

The following are the methods and assumptions used to determine total pension liability at December 31, 2023:

- The **Actuarial Cost Method** used was Entry Age Normal.
- The **Asset Valuation Method** used was Market Value of Assets.
- The **Inflation Rate** was 2.25%.
- **Salary Increases** were 2.85% to 13.75%.
- The **Investment Rate of Return** was 7.25%.
- **Projected Retirement Age** was from the Experience-based Table of Rates, specific to the type of eligibility condition, last updated for the 2023 valuation according to an experience study from years 2020 to 2022.
- For non-disabled retirees, the Pub-2010, Amount-Weighted, below-meian income, General Retiree, Male (adjusted 108%) and Female (adjusted 106.4%) tables, and future mortality improvements projected using scale MP-2021.
- For **Disabled Retirees**, the Pub-2010, Amount-Weighted, below-median income, General, Disabled Retiree, Male and Female (both unadjusted) tables, and future mortality improvements projected using scale MP-2021.
- For **Active Members**, the Pub-2010, Amount Weighted, below-median income, General, Employee Male and Female (both unadjusted) tables, and future mortality improvements projected using scale MP-2021.

- The long-term expected rate of return on pension plan investments was determined using a building-block method in which best-estimate ranges of expected future real rates of return (expected returns, net of pension plan investment expense, and inflation) are developed for each major asset class. These ranges are combined to produce the long-term expected rate of return by weighing the expected future real rates of return to the target asset allocation percentage and adding expected inflation. The target allocation and best estimates of geometric real rates of return for each major asset class are summarized in the following table as of December 31, 2023:

<u>Asset Class</u>	<u>Portfolio Target Percentage</u>	<u>Long-Term Expected Real Rate of Return</u>
Equities	34.5%	5.00%
International Equities	18.0%	6.35%
Fixed Income	24.5%	4.75%
Real Estate	10.5%	6.30%
Alternative Investments	11.5%	6.05-8.65%
Cash Equivalents	<u>1.0%</u>	3.80%
Total	100.0%	

Single Discount Rate

A Single Discount Rate of 7.25% was used to measure the total pension liability as of December 31, 2023. The projection of cash flow used to determine this Single Discount Rate assumed that the plan member's contributions will be made at the current contribution rate, and that employer contributions will be made at rates equal to the difference between actuarially determined contribution rates and the member rate. Based on those assumptions, the pension plan's fiduciary net position was projected to be available to make all projected future benefit payments of current active and inactive employees. Therefore, the long-term expected rate of return on pension plan investments was applied to all periods of projected benefit payments to determine the total pension liability. The Single Discount Rate reflects:

1. The long-term expected rate of return on pension plan investments (during the period in which the fiduciary net position is projected to be sufficient to pay benefits), and
2. The tax-exempt municipal bond rate based on an index of 20-year general obligation bonds with an average AA credit rating (which is published by the Federal Reserve) as of the measurement date (to the extent that the contributions for use with the long-term expected rate of return are not met).

For the purpose of the most recent valuation, the expected rate of return on plan investments is 7.25%, the municipal bond rate is 3.77%, and the resulting single discount rate is 7.25%.

Changes in the Net Pension Liability

	Total Pension Liability (A)	Plan Fiduciary Net Position (B)	Net Pension Liability (A) - (B)
Balances at December 31, 2022	\$ 16,023,446	\$ 13,378,680	\$ 2,644,766
Changes for the year:			
Service Cost	339,008	0	339,008
Interest on the Total Pension Liability	1,136,658	0	1,136,658
Changes of Benefit Terms	0	0	0
Differences Between Expected and Actual Experience of the Total Pension Liability	161,303	0	161,303
Changes of Assumptions	(28,865)	0	(28,865)
Contributions - Employer	0	338,410	(338,410)
Contributions - Employees	0	173,315	(173,315)
Net Investment Income	0	1,491,427	(1,491,427)
Benefit Payments, including Refunds of Employee Contributions	(1,029,811)	(1,029,811)	0
Other (Net Transfer)	0	3,970	(3,970)
Net Changes	<u>578,293</u>	<u>977,311</u>	<u>(399,018)</u>
Balances at December 31, 2023	<u>\$ 16,601,739</u>	<u>\$ 14,355,991</u>	<u>\$ 2,245,748</u>

Sensitivity of the Net Pension Liability to Changes in the Discount Rate

The following presents the plan's net pension liability, calculated using a Single Discount Rate of 7.25%, as well as what the plan's net pension liability would be if it were calculated using a Single Discount Rate that is 1% lower or 1% higher.

	1% Lower (6.25%)	Current Discount Rate (7.25 %)	1% Higher (8.25%)
Net Pension Liability/(Asset)	\$ 4,018,783	\$ 2,245,748	\$ 790,577

Pension Expense, Deferred Outflows of Resources, and Deferred Inflows of Resources Related to Pensions

For the year ended June 30, 2024, the Employer recognized pension expense of \$(273,078). At June 30, 2024, the Employer reported deferred outflows or resources and deferred inflows or resources related to pensions from the following sources:

	Deferred Outflows of Resources	Deferred Inflows of Resources
Deferred Amounts Related to Pensions		
Deferred Amounts to be Recognized in Pension Expense in Future Periods		
Differences between expected and actual experience	\$ 204,959	\$ -0-
Changes of assumptions	-0-	19,644
Net Difference between projected and actual earnings on pension plan investments	<u>1,995,553</u>	<u>1,187,607</u>
Total Deferred Amounts to be recognized in pension expense in future periods.	2,200,512	1,207,251
Pension Contributions made subsequent to the Measurement Date	<u>-0-</u>	<u>-0-</u>
Total Deferred Amounts Related to Pensions	<u>\$ 2,200,512</u>	<u>\$ 1,207,251</u>

Amounts reported as deferred outflows of resources and deferred inflows of resources related to pensions will be recognized in pension expense in future periods as follows:

<u>Year Ending December 31</u>	<u>Net Deferred Outflows of Resources</u>
2024	\$ 213,061
2025	325,541
2026	562,680
2027	(108,021)
2028	-0-
Thereafter	-0-
Total	<u>\$ 993,261</u>

Multiyear Schedule of Contributions

Last 10 Calendar Years

<u>Calendar Year Ending December 31</u>	<u>Actuarially Determined Contribution</u>	<u>Actual Contribution</u>	<u>Contribution Deficiency (Excess)</u>	<u>Covered Valuation Payroll</u>	<u>Actual Contribution as a % of Covered Valuation Payroll</u>
2014	\$ 318,194	\$ 311,613	\$ 6,581	\$ 2,442,009	12.76%
2015	321,651	321,652	(1)	2,528,706	12.72%
2016	339,688	339,992	(304)	2,674,705	12.71%
2017	316,590	316,590	0	2,712,855	11.67%
2018	330,368	340,543	(10,175)	2,814,034	12.10%
2019	301,104	301,206	(102)	2,937,603	10.25%
2020	373,628	373,627	1	3,177,106	11.76%
2021	377,517	377,515	0	3,246,066	11.63%
2022	343,570	343,570	0	3,456,066	9.94%
2023	338,410 *	338,410	0	3,806,639	8.89%

* Estimated based on contribution rate of 8.89% and covered valuation payroll of \$3,806,639.

Note to Schedule:

This schedule is presented to illustrate the requirement to show information for 10 years. However, until a full 10 year trend is compiled, information is presented for those years for which information is available.

(C) Social Security

Employees not qualifying for coverage under the Illinois Downstate Teachers' Retirement System or the Illinois Municipal Retirement Fund are considered "non-participating employees". These employees and those not qualifying for coverage under the Illinois Municipal Retirement Fund are covered under social security.

7. OVER-EXPENDITURE OF BUDGET

The district operated within the legal confines of the budget during fiscal 2024 except for the Education Fund which was over-expended by \$142,629.

8. COMPENSATED ABSENCES

Compensated absences have not accrued because the amount has been determined to be immaterial.

9. LEGAL DEBT LIMIT

The Illinois School Code limits the amount of indebtedness to 6.9% of \$971,524,927, the most recent available equalized assessed valuation of the district. The district's debt limit as of June 30, 2024 is \$67,035,220 less the outstanding debt of \$12,785,000, which leaves the district with a debt margin of \$54,250,220.

10. CONTINGENCIES

The district receives funding from federal and state grants which are subject to audit by the granting agencies. The district receives these funds based on expenditure reports submitted by the district.

The School Board believes any adjustment that may arise from these audits will be insignificant to the district.

11. RISK MANAGEMENT

The district's risk management are recorded in the Tort Fund and automobile coverage in the Transportation Fund. Significant losses are covered by commercial insurance for all major programs. Settlement amounts have not exceeded insurance coverage for the current year or the three prior years.

12. USE OF ESTIMATES

The preparation of financial statements in conformity with generally accepted accounting principles is required to make estimates and assumptions that affect the reported amounts of assets and liabilities and the reported amounts of revenues and expenses during the reporting period. Actual results could differ from those estimates.

13. COMMON BANK ACCOUNT

Separate bank accounts are not maintained for all district funds; instead certain funds maintain their uninvested cash balances in a common interest bearing account with accounting records being maintained to show the portion of the common bank account balance attributable to each participating fund.

14. GENERAL LONG-TERM DEBT

At June 30, 2024, the district's general long-term debt consisted of bond issues. Changes in long-term debt for the year ended June 30, 2024 are as follows:

	Balance <u>7/01/23</u>	Additional <u>Obligations</u>	<u>Retirements</u>	Balance <u>6/30/24</u>
A) Refunding Bonds/Alternative Rev. Source-Series 2016	\$ 5,310,000	\$ -0-	\$ 390,000	\$ 4,920,000
B) General Obligation Working Cash and Refunding Bonds, Series 2022	<u>8,180,000</u>	<u>-0-</u>	<u>315,000</u>	<u>7,865,000</u>
Total	<u>\$ 13,490,000</u>	<u>\$ -0-</u>	<u>\$ 705,000</u>	<u>\$ 12,785,000</u>

A) Refunding Bonds/Alternative Revenue Sources - Series 2016

Original issue of \$5,795,000 dated July 1, 2016 provides for serial retirement of principle on December 1, 2016 and December 1, thereafter, and interest payable on June 1 and December 1 of each year starting December 1, 2016 at rates of 4.00%.

<u>Balance</u>	<u>Proceeds</u>	<u>Retirements</u>	<u>Balance</u>
<u>7/01/23</u>			<u>6/30/24</u>
<u>\$ 5,310,000</u>	<u>\$ -0-</u>	<u>\$ 390,000</u>	<u>\$ 4,920,000</u>

At June 30, 2024, the annual cash flow requirements of bond principal and interest was as follows:

<u>Fiscal</u>				
<u>Year Ending</u>	<u>Int. Rate</u>	<u>Principal</u>	<u>Interest</u>	<u>Total</u>
2025	4.00%	\$ 405,000	\$ 188,700	\$ 593,700
2026	4.00%	425,000	172,100	597,100
2027	4.00%	445,000	154,700	599,700
2028	4.00%	460,000	136,600	596,600
2029	4.00%	480,000	117,800	597,800
2030	4.00%	500,000	98,200	598,200
2031	4.00%	520,000	77,800	597,800
2032	4.00%	540,000	56,600	596,600
2033	4.00%	560,000	34,600	594,600
2034	4.00%	585,000	11,700	596,700
		<u>\$ 4,920,000</u>	<u>\$ 1,048,800</u>	<u>\$ 5,968,800</u>

B) General Obligation Working Cash and Refunding Bonds, Series 2022

On January 18, 2022, the district used general obligation working cash and refunding bonds to increase the Working Cash Fund and to refund the 2009 bonds. The interest is payable on February 1 and August 1 of each year at rates of 1.95% to 2.90%. The term bonds mature from February 1, 2026 to February 1, 2033.

<u>Balance</u>	<u>Proceeds</u>	<u>Retirements</u>	<u>Balance</u>
<u>7/01/23</u>			<u>6/30/24</u>
<u>\$ 8,180,000</u>	<u>\$ -0-</u>	<u>\$ 315,000</u>	<u>\$ 7,865,000</u>

At June 30, 2024, the annual cash flow requirements of bond principal and interest was as follows:

<u>Fiscal</u> <u>Year Ending</u>	<u>Int. Rate</u>	<u>Principal</u>	<u>Interest</u>	<u>Total</u>
2025	3.00%	\$ 325,000	\$ 276,625	\$ 601,625
2026	3.00%	335,000	266,725	601,725
2027	3.00%	345,000	256,525	601,525
2028	3.00%	355,000	246,025	601,025
2029	3.00%	365,000	235,225	600,225
2030	3.00%	380,000	224,050	604,050
2031	3.00%	390,000	212,500	602,500
2032	3.00%	400,000	200,650	600,650
2033	3.00%	415,000	188,425	603,425
2034	4.00%	430,000	173,600	603,600
2035	4.00%	445,000	156,100	601,100
2036	4.00%	465,000	137,900	602,900
2037	4.00%	485,000	118,900	603,900
2038	4.00%	505,000	99,100	604,100
2039	4.00%	525,000	78,500	603,500
2040	4.00%	545,000	57,100	602,100
2041	4.00%	565,000	34,900	599,900
2042	4.00%	590,000	11,800	601,800
		<u>\$ 7,865,000</u>	<u>\$ 2,974,650</u>	<u>\$ 10,839,650</u>

15. RELATED PARTY/JOINT AGREEMENTS

The district participates in the Kankakee Area Special Education Cooperative. The district participates in the Cooperative with other districts for special education services. The district pays fees to the Cooperative for services rendered. The Cooperative is governed by member district superintendents. The Cooperative has it's own director who oversees all operations. A separate financial report is available from the Kankakee Area Special Education Cooperative.

The district participates in the Kankakee Area Career Center. The district participates in the Center with other districts for vocational education services. The district pays fees to the Center for services rendered. The Center is governed by member district superintendents. The Center has it's own director, who oversees all operations. A separate financial report is available from the Kankakee Area Career Center.

16. COMMITMENTS

The district has entered into an operating lease agreement for busses/copiers as follows:

- A) A two year lease extension for fifteen busses was entered into on July 15, 2023, ending July 15, 2024. The payment of \$303,213 was paid on July 15, 2023 and the second payment of \$303,213 on July 15, 2024.
- B) A two year lease payment for four 59 +2 WC passenger school buses at \$158,964 each with the first payment due July 18, 2024 and the second payment due July 18, 2025.
- C) A two year lease for three 14 passenger school buses was entered into with the first payment of \$89,070 due July 18, 2024 and the second payment due July 18, 2025.

17. FUND BALANCE REPORTING

According to Government Accounting Standards, fund balances are to be classified into five major classifications; Non-spendable Fund Balance, Restricted Fund Balance, Committed Fund Balance, Assigned Fund Balance, and Unassigned Fund Balance. The Regulatory Mode, followed by the District, only reports Reserved and Unreserved Fund Balances. Below are definitions of the differences and a reconciliation of how these balances are reported.

- A. Non-spendable Fund Balance - the non-spendable fund balance classification includes amounts that cannot be spent because they are either (a) not in spendable form, or (b) legally or contractually required to be maintained intact. The "not in spendable form" criterion includes items that are not expected to be converted to cash, for example inventories and prepaid amounts. Due to the cash basis nature of the district, all such items are expensed at the time of purchase, so there is nothing to report for this classification.
- B. Restricted Fund Balance - the restricted fund balance classification refers to amounts that are subject to outside restrictions, not controlled by the entity. Things such as restrictions imposed by creditors, grantors, contributors, or laws and regulations of other governments, or imposed by law through constitutional provisions or enabling legislation. Special Revenue Funds are by definition restricted for those specified purposes. The district has several revenue sources received within different funds that also fall into these categories:
 - 1. Special Education - cash receipts and the related cash disbursements of this restricted tax levy are accounted for in the Education Fund. Expenditures disbursed exceeded revenue received for this purpose, resulting in no restricted fund balance.
 - 2. State Grants - proceeds from state grants and the related expenditures have been included in the Education Fund. At June 30, 2024, expenditures disbursed exceeded revenue received from state grants, resulting in no restricted balances.
 - 3. Federal Grants - proceeds from federal grants and the related expenditures have been included in the Education Fund. At June 30, 2024, expenditures disbursed from federal grants exceeded the revenue received for this purpose, resulting in no restricted balances.
 - 4. IMRF - cash disbursed and the related cash receipts of this restricted tax levy are accounted for in the Municipal Retirement/Social Security Fund. At June 30, 2024, revenues received exceeded expenditures disbursed for those purpose, resulting in a restricted fund balance of \$423,388.
 - 5. Student Activity Funds - cash receipts and disbursements of the district's student activity funds are restricted to be spent on various student groups. These funds are accounted for in the Education Fund. At June 30, 2024, the balance of these funds was \$539,404, which is shown as reserved in the Education Fund.

- C. **Committed Fund Balance** - the committed fund balance classification refers to amounts that can only be used for specific purposes pursuant to constraints imposed by formal action of the government's highest level of decision making authority (the School Board). Those committed amounts cannot be used for any other purpose unless the government removes or changes the specified use by taking the same type of formal action it employed to previously commit those amounts.

The School Board commits fund balance by making motions or passing resolutions to adopt policy or to approve contracts. Committed fund balance also incorporates contractual obligations to the extent that existing resources in the fund have been specifically committed for use in satisfying those contractual requirements. The School Board made no commitments.

- D. **Assigned Fund Balance** - the assigned fund balance classification refers to amounts that are constrained by the government's intent to be used for a specific purpose but are neither restricted or committed. Intent may be expressed by (a) the School Board itself, or (b) the finance committee or by the Superintendent when the School Board has delegated the authority to assign amounts to be used for specific purposes.
- E. **Unassigned Fund Balance** - the unassigned fund balance classification is the residual classification for amounts in the General Operating Funds for amounts that have not been restricted, committed, or assigned to specific purposes with the General Funds. Unassigned Fund Balance amounts are shown in the financial statements are Unreserved Fund Balances in the Education, Operations and Maintenance, and Working Cash Funds.
- F. **Regulatory - Fund Balance Definitions - Reserved Fund Balances** are those balances that are reserved for a specified purpose, other than the regular purpose of any given fund. Unreserved Fund Balances are all balances that are not reserved for a specific purpose other than the specified purpose of a fund.
- G. **Reconciliation of Fund Balance Reporting** - the first five columns of the first table represent Fund Balance Reporting according to generally accepted accounting principles. The two columns of the second table represent Fund Balance Reporting under the regulatory basis of accounting utilized in preparations of the financial statements.

Generally Accepted Accounting Principles

Fund	Non-spendable	Restricted	Committed	Assigned	Unassigned
Education	0	539,404	0	0	13,536,884
Operations & Maintenance	0	0	0	0	6,005,371
Debt Service	0	368,799	0	0	0
Transportation	0	0	0	0	3,221,890
Municipal Retirement	0	423,388	0	0	0
Capital Projects	0	3,582	0	0	0
Working Cash	0	0	0	0	3,172,965
Tort Liability	0	119,228	0	0	0
Fire Prevention and Safety	0	165,464	0	0	0

Regulatory Basis		
Fund	Financial Statements-Reserved	Financial Statements-Unreserved
Education	539,404	13,536,884
Operations & Maintenance	0	6,005,371
Debt Service	0	368,799
Transportation	0	3,221,890
Municipal Retirement	423,388	0
Capital Projects	0	3,582
Working Cash	0	3,122,965
Tort Liability	0	119,228
Fire Prevention and Safety	0	165,464

- H. Expenditures of Fund Balance - unless specifically identified, expenditures act to reduce restricted balances first, then committed balances, next assigned balances, and finally act to reduce unassigned balances. Expenditures for a specifically identified purpose will act to reduce the specific classification of fund balance that is identified.

18. FAIR VALUE OF INVESTMENTS

The district did not hold any investments during the year where fair value disclosure is required.

SUPPLEMENTAL INFORMATION

Bradley Bourbonnais Community High School District No. 307
Schedule of Changes in Activity Funds
Year Ended June 30, 2024

<u>ACTIVITY FUNDS</u>	<u>Beginning Balance</u>	<u>Receipts</u>	<u>Disbursements</u>	<u>Ending Balance</u>
Academic Rewards	31.27	-0-	-0-	31.27
AP Exam	1,420.47	3,378.00	1,903.47	2,895.00
APT	21,245.58	31,577.30	23,063.92	29,758.96
Art Club	335.31	250.00	93.34	491.97
Athletic Scholarship	53,592.58	8,433.50	2,000.00	60,026.08
Badminton	2,437.21	5,212.58	7,954.16	(304.37)
Band	4,745.24	12,127.00	15,089.67	1,782.57
Bass Fishing	3,843.50	1,100.00	1,193.05	3,750.45
Baseball	16,467.00	25,628.28	26,339.97	15,755.31
Basketball Classic	13,939.66	21,441.00	22,168.16	13,212.50
Basketball Classic - HOF	16,495.53	5,291.26	2,901.98	18,884.81
Benoit Scholarship	3,085.52	321.23	250.00	3,156.75
Benoit Athletic Scholarship	26.60	-0-	-0-	26.60
Best Buddies	730.80	11,651.09	11,991.01	390.88
Bettering Boilers	-0-	530.00	426.58	103.42
Bill Breeden Scholarship	8,330.41	665.00	750.00	8,245.41
Black Student Union/K	1,326.64	1,365.73	1,429.75	1,262.62
Boiler Brew	(336.08)	4,276.60	3,854.28	86.24
Boiler Café	1,719.00	3,000.00	141.90	4,577.10
Boiler Brigade	-0-	1,971.12	246.21	1,724.91
Boiler Creations	2,911.22	506.00	345.00	3,072.22
Bowling Team	69.60	1,682.40	1,752.00	-0-
Boys Basketball	(86.87)	8,025.55	8,261.31	(322.63)
Boys Golf	2,584.43	2,425.66	3,240.74	1,769.35
Boys Soccer	5,351.49	15,480.29	7,512.50	13,319.28
Boys Swim	334.66	2,646.25	3,483.79	(502.88)
Boys Tennis	4,019.58	1,344.05	2,268.24	3,095.39
Boys Volleyball	-0-	4,082.75	1,553.81	2,528.94
Boys Water Polo	1,399.73	1,764.37	2,724.31	439.79
Cheerleading	14,087.96	80,823.12	74,510.26	20,400.82
Chess Club	4.69	-0-	-0-	4.69
Choir	152.76	-0-	-0-	152.76
Class of 2022	12,647.77	-0-	12,647.77	-0-
Class of 2023	6,445.27	-0-	6,445.27	-0-
Class of 2024	10,546.18	-0-	10,248.25	297.93
Class of 2025	(2,074.69)	45,376.17	42,656.36	645.12
Class of 2026	797.71	11,738.50	6,838.00	5,698.21
Class of 2027	-0-	1,488.43	1,000.00	488.43
Class of 2028	-0-	31.07	-0-	31.07
Cross Country	3,722.79	7,596.05	9,817.98	1,500.86
Dance Team	4,077.50	26,818.65	28,063.03	2,833.12
Drama Club	494.80	-0-	-0-	494.80
Ecology Club	174.42	161.61	67.92	268.11
Entrepreneurship Club	1,260.80	135.00	-0-	1,395.80
Football	5,338.28	67,097.69	68,578.47	3,857.50
Gay Straight Alliance	556.71	924.65	888.22	593.14
Girls Basketball	(151.35)	12,150.70	11,144.87	854.48
Girls Bowling	829.39	2,256.12	2,494.41	591.10
Girls Golf	(572.68)	3,710.75	2,854.33	283.74
Girls Soccer	4,143.88	10,154.88	12,198.57	2,100.19
Girls Tennis	2,156.46	5,115.50	6,365.26	906.70

Bradley Bourbonnais Community High School District No. 307
Schedule of Changes in Activity Funds
Year Ended June 30, 2024

<u>ACTIVITY FUNDS</u>	<u>Beginning Balance</u>	<u>Receipts</u>	<u>Disbursements</u>	<u>Ending Balance</u>
Girls Water Polo	1,947.95	5,562.25	3,040.73	4,469.47
Guidance Office Scholarship	7,670.50	1,522.00	750.00	8,442.50
Helping Hands	7,685.54	1,725.00	3,269.96	6,140.58
Ignite Program	633.07	1,302.59	1,580.44	355.22
MUKE Kohl Sr Scholarship	950.00	-0-	500.00	450.00
Kuiken Memorial Scholarship	43,000.00	-0-	5,000.00	38,000.00
Latin Student Union	595.00	1,241.60	1,467.93	368.67
Leo Club	951.82	800.50	593.66	1,158.66
Library	3,590.93	782.00	50.00	4,322.93
Mass Communicator Club	805.75	-0-	-0-	805.75
Math Club	(32.38)	-0-	-0-	(32.38)
Music Dept Trips	3,930.74	24,986.42	25,346.65	3,570.51
Nate Beard Fishing Scholarship	1,300.00	-0-	-0-	1,300.00
National Art Honor Society	829.42	1,105.00	1,250.43	683.99
Natural Helpers	4,478.15	6,170.40	7,605.86	3,042.69
National Honor Society	884.15	480.00	346.90	1,017.25
Orchestra	4,215.15	6,197.43	3,140.45	7,272.13
POZ Squad	499.16	-0-	450.00	49.16
PE	268.81	8,937.65	8,157.78	1,048.68
Principal Scholarship	25,942.44	1,247.45	1,265.00	25,924.89
Project Graduation	1,148.71	17,603.94	9,078.00	9,674.65
Recycle	1,832.95	391.92	382.63	1,842.24
Red Surge	1,108.20	9,481.00	9,429.01	1,160.19
Robotic Club	7,161.86	39,539.19	38,651.98	8,049.07
SADD	1,031.88	120.00	297.50	854.38
SAW	847.47	3,161.24	3,971.54	37.17
Scholastic Bowl	2.67	98.00	-0-	100.67
Softball	10,231.07	13,635.84	18,969.32	4,897.59
Spanish Club	2,096.08	270.00	714.15	1,651.93
Special Education	979.10	-0-	-0-	979.10
Special Olympics - Bocce	(143.72)	404.93	236.23	24.98
Special Olympics - Basketball	3,873.04	722.07	4,696.60	(101.49)
Special Olympic - Swimming	662.14	543.00	687.00	518.14
Special Olympics - Track	515.21	-0-	459.52	55.69
Speech	760.34	193.00	746.68	206.66
Sports Training	121.64	-0-	-0-	121.64
Student Council	10,092.38	43,093.25	41,593.14	11,592.49
Summer Camp	310.00	-0-	-0-	310.00
Swim Scholarship	959.26	-0-	-0-	959.26
Girls Swim Team	1,671.72	8,729.49	5,529.10	4,872.11
Theater	3,360.49	24,631.00	24,221.31	3,770.18
Topliff Scholarship	1,028.35	318.77	-0-	1,347.12
Track and Field	3,051.39	5,226.64	4,590.52	3,687.51
Tri M MHS Club	2,177.48	563.00	1,601.15	1,139.33
Volleyball	24,773.85	16,990.80	12,438.25	29,326.40
Wrestling	172.27	20,801.34	21,086.96	(113.35)
WSP Awards	2,478.17	2,377.11	378.20	4,477.08

Bradley Bourbonnais Community High School District No. 307
Schedule of Changes in Activity Funds
Year Ended June 30, 2024

<u>ACTIVITY FUNDS</u>	<u>Beginning Balance</u>	<u>Receipts</u>	<u>Disbursements</u>	<u>Ending Balance</u>
Yearbook	18,230.66	3,335.00	10,099.99	11,465.67
Youth and Government	4,382.69	10,531.30	11,100.82	3,813.17
Bank Fee	1,298.70	586.82	1,298.70	586.82
Student ID's	<u>-0-</u>	<u>-0-</u>	<u>-0-</u>	<u>-0-</u>
Sub-Total	\$ 447,020.98	\$ 737,164.84	\$ 735,832.21	\$ 448,353.61
Benoit Scholarship	25,000.00	321.33	321.33	25,000.00
Kulkin Scholarship	40,599.35	450.74	-0-	41,050.09
Topliff Scholarship	<u>25,000.00</u>	<u>318.77</u>	<u>318.77</u>	<u>25,000.00</u>
Total	<u>\$ 537,620.33</u>	<u>\$ 738,255.68</u>	<u>\$ 736,472.31</u>	<u>\$ 539,403.70</u>

Bradley Bourbonnais Community High School District No. 307
Operating Disbursements Per Student
For the Year Ended June 30, 2024

TOTAL DISBURSEMENTS

Education Fund	\$ 24,861,652
Operations and Maintenance Fund	8,571,885
Debt Service Fund	1,198,461
Transportation Fund	1,882,461
Municipal Retirement Fund	273,078
Tort Fund	<u>-0-</u>

Total Disbursements	<u>\$ 36,787,537</u>
---------------------	----------------------

Less Disbursements not applicable to Regular Programs:

Receipts:	
Regular - Trans Fees from Other Districts	\$ -0-
Disbursements:	
Education Fund:	
Capital Outlay	506,500
Special Education Programs	1,672,933
Summer School Programs	-0-
Payments to Other Government Units	501,727
Community Services	283,714
Operations and Maintenance Fund:	
Capital Outlay	6,094,553
Community Services	-0-
Bond and Interest Fund:	
Bond Principle Retired	705,000
Transportation Fund:	
Capital Outlay	115,941
Municipal Retirement Fund:	
Community Services	<u>5,182</u>

Total Deduction for OEPP Computation	<u>\$ 9,885,550</u>
--------------------------------------	---------------------

Net Operating Disbursements	<u>26,901,987</u>
-----------------------------	-------------------

Average Daily Attendance	<u>1,660.08</u>
--------------------------	-----------------

Operating Disbursements Per Student	<u>16,205.24</u>
-------------------------------------	------------------

Operating Disbursements Per Student for Prior Years:

	Year Ended June 30, <u>2023</u>	<u>2022</u>
Net Operating Disbursements	<u>\$ 25,542,835</u>	<u>\$ 24,073,987</u>
Average Daily Attendance	<u>1,747.80</u>	<u>1,654.05</u>
Operating Disbursements Per Student	<u>\$ 14,614.28</u>	<u>\$ 14,554.57</u>

Bradley Bourbonnais Community High School District No. 307
Per Capita Tuition Charge
For the Year Ended June 30, 2024

NET OPERATING

Less offsetting receipts of all or part of the expense of a specific activity:

Food Services	\$ 530,870	
District/School Activities	54,708	
Textbooks	257,977	
Rentals	28,396	
Special Education	648,003	
Drivers Education	55,290	
Transportation	655,309	
Other Restricted State Sources	22,153	
Title I	362,543	
Title IV	32,052	
Special Education - IDEA F/T	650,347	
Title II - Teacher Quality	119,574	
Medicaid Matching	43,527	
Other Restricted Federal Sources	485,067	
Special Education - EBF Funds	888,996	
Bilingual - EBF Funds	29,699	
Adjustments for FY	<u>-0-</u>	
Total Deductions	<u>\$ 4,864,511</u>	
Net Operating Disbursements applicable to Tuition Computation	\$ 22,037,476	
Add Depreciation Allowance	<u>1,710,335</u>	
Total Allowance for Tuition Computation	<u>\$ 23,747,811</u>	
Average Daily Attendance	<u>1,660.08</u>	
Per Capital Tuition Charge	<u>\$ 14,305.19</u>	
	Year Ended June 30,	
	2023	2022
Total Allowance for Tuition Computation	<u>\$ 19,060,241</u>	<u>\$ 21,093,473</u>
Average Daily Attendance	<u>1,747.80</u>	<u>1,654.05</u>
Per Capital Tuition Charge	<u>10,905.28</u>	<u>12,752.21</u>

SCHEDULE OF THE EMPLOYER'S PROPORTIONATE SHARE OF THE NET PENSION LIABILITY
Teachers' Retirement System of the State of Illinois
(Dollar amounts in thousands)

	FY23*	FY22*	FY21*	FY20*	FY19*	FY18*	FY17*	FY16
Employer's proportion of the net pension liability	.0012361042	.0012141539	.0013118397	.0013251594	.0013659735	.0013996757	.0030920620	.0035673405
Employer's proportionate share of the net pension liability	\$ 1,050,448	\$ 1,017,951	\$ 1,023,383	\$ 1,142,490	\$ 1,107,916	\$ 1,090,975	\$ 2,362,278	\$ 2,815,918
State's proportionate share of the net pension liability associated with the Employer	90,654,240	88,300,480	85,770,379	89,485,717	78,849,175	74,736,357	72,029,594	75,427,059
Total	\$ 91,704,688	\$ 89,318,431	\$ 86,793,762	\$ 90,628,207	\$ 79,957,091	\$ 75,827,332	\$ 74,391,872	\$ 78,424,947
Employer's covered-employee payroll	\$ 13,350,673	\$ 12,953,436	\$ 11,781,060	\$ 11,266,568	\$ 10,665,834	\$ 10,083,667	\$ 9,736,618	\$ 9,585,214
Employer's proportionate share of the net pension liability as a percentage of its covered-employee payroll	7.80%	7.85%	8.69%	10.14%	10.39%	10.82%	24.62%	29.38%
Plan fiduciary net position as a percentage of the total pension liability	42.8%	42.8%	45.1%	37.8%	39.6%	40.0%	39.3%	36.4%

*The amounts presented were determined as of the prior fiscal year end.

SCHEDULE OF EMPLOYER CONTRIBUTIONS
Teachers' Retirement System of the State of Illinois
(Dollar amounts in thousands)

	FY23	FY22	FY21	FY20	FY19	FY18	FY17	FY16
Statutorily-required contribution	\$ 1,201,560	\$ 1,165,809	\$ 1,060,295	\$ 1,013,991	\$ 959,925	\$ 907,530	\$ 876,314	\$ 901,010
Contributions in relation to the statutorily-required contribution	1,201,560	1,165,809	1,060,295	1,013,991	959,899	907,578	876,375	901,010
Contribution deficiency (excess)	\$ -0-	\$ -0-	\$ -0-	\$ -0-	\$ 25	\$ (48)	\$ (61)	\$ (141)
Employer's covered-employee payroll	\$ 13,350,673	\$ 12,953,436	\$ 11,781,060	\$ 11,266,568	\$ 10,665,834	\$ 10,083,667	\$ 9,736,618	\$ 9,585,214
Contributions as a percentage of covered-employee payroll	9.00%	9.00%	9.00%	9.00%	9.00%	9.00%	9.00%	9.40%

The information in both schedules will accumulate until a full 10 year trend is presented as required by Statement No. 68.

Notes to Required Supplementary Information

Changes of assumptions

For the 2023 measurement year, the assumed investment rate of return was 7.0 percent, including an inflation rate of 2.25 percent and a real return of 4.75 percent. Salary increases were assumed to vary by service credit. These actuarial assumptions were based on an experience study dated September 30, 2022.

For the 2022-2018 measurement years, the assumed investment rate of return was 7.0 percent, including an inflation rate of 2.5 percent and a real return of 4.5 percent. Salary increases were assumed to vary by service credit. The assumptions used for the 2020-2018 and 2017-2016 measurement years were based on an experience study dated September 18, 2018 and August 13, 2015, respectively. These actuarial assumptions were based on an experience study dated Sept. 18, 2018.

For the 2015 measurement year, the assumed investment rate of return was 7.5 percent, including an inflation rate of 3.0 percent and a real return of 4.5 percent. Salary increases were assumed to vary by service credit. Various other changes in assumptions were adopted based on the experience analysis for the three year period ending June 30, 2014.

Schedules of Required Supplementary Information
Multiyear Schedule of Changes in Net Pension Liability and Related Ratios

Last 10 Calendar Years
(Schedule to be built prospectively from 2014)

Calendar Year Ending December 31,	2023	2022	2021	2020	2019	2018	2017	2016	2015	2014
Total Pension Liability										
Service Cost	\$ 339,008	\$ 313,067	\$ 309,861	\$ 309,768	\$ 308,663	\$ 275,884	\$ 294,257	\$ 280,985	\$ 281,950	\$ 282,364
Interest on the Total Pension Liability	1,136,658	1,095,766	1,045,534	1,015,180	975,338	966,477	952,337	915,976	878,933	805,215
Benefit Changes	0	0	0	0	0	0	0	0	0	0
Differences between Expected and Actual Experience	161,303	153,322	301,347	125,201	141,630	(161,847)	212,920	34,613	73,910	40,361
Assumption Changes	(28,865)	0	0	(114,965)	0	340,424	(426,746)	(41,100)	0	570,609
Benefit Payments and Refunds	(1,029,811)	(992,390)	(938,565)	(894,566)	(858,697)	(882,797)	(787,327)	(735,355)	(741,482)	(623,939)
Net Change in Total Pension Liability	578,293	569,765	718,177	440,618	566,934	538,141	245,446	455,119	493,311	1,074,610
Total Pension Liability - Beginning	16,023,446	15,453,681	14,735,504	14,294,886	13,727,952	13,189,811	12,944,365	12,489,246	11,995,935	10,921,325
Total Pension Liability - Ending (a)	\$ 16,601,739	\$ 16,023,446	\$ 15,453,681	\$ 14,735,504	\$ 14,294,886	\$ 13,727,952	\$ 13,189,811	\$ 12,944,365	\$ 12,489,246	\$ 11,995,935
Plan Fiduciary Net Position										
Employer Contributions	\$ 338,410	\$ 343,570	\$ 377,517	\$ 373,627	\$ 301,206	\$ 340,543	\$ 316,590	\$ 339,992	\$ 321,652	\$ 311,613
Employee Contributions	173,315	155,540	146,273	142,970	132,231	126,632	122,078	120,452	113,792	107,618
Pension Plan Net Investment Income	1,491,427	(2,176,618)	2,424,929	1,850,176	2,149,963	(770,254)	1,979,132	719,969	51,319	603,774
Benefit Payments and Refunds	(1,029,811)	(992,390)	(938,565)	(894,566)	(858,697)	(882,797)	(787,322)	(735,355)	(741,482)	(623,939)
Other	3,970	(101,033)	13,086	13,556	(44,829)	(104,121)	(265,852)	(96,398)	375,395	17,417
Net Change in Plan Fiduciary Net Position	977,311	(2,770,931)	2,023,240	1,485,763	1,679,874	(1,289,997)	1,364,626	348,660	120,676	416,483
Plan Fiduciary Net Position - Beginning	13,378,680	16,149,611	14,126,371	12,640,608	10,960,608	12,250,731	10,886,105	10,537,445	10,416,769	10,000,286
Plan Fiduciary Net Position - Ending (b)	\$ 14,355,991	\$ 13,378,680	\$ 16,149,611	\$ 14,126,371	\$ 12,640,608	\$ 10,960,608	\$ 12,250,731	\$ 10,886,105	\$ 10,537,445	\$ 10,416,769
Net Pension Liability/(Asset) - Ending (a) - (b)	2,245,748	2,644,766	(695,930)	609,133	1,654,278	2,767,218	939,080	2,058,260	1,951,801	1,579,166
Plan Fiduciary Net Position as a Percentage of										
Total Pension Liability	86.47%	83.49%	104.50%	95.87%	88.43%	79.84%	92.88%	84.10%	84.37%	86.84%
Covered Valuation Payroll	\$ 3,806,639	\$ 3,456,436	\$ 3,246,066	\$ 3,177,106	\$ 2,937,608	\$ 2,814,034	\$ 2,712,855	\$ 2,674,705	\$ 2,528,706	\$ 2,442,009
Net Pension Liability as a Percentage of Covered Valuation Payroll	59.00%	76.52%	(21.44)%	19.17%	56.31%	98.34%	34.62%	76.95%	77.19%	64.67%

Note to Schedule:

This schedule is presented to illustrate the requirement to show information for 10 years. However, until a full 10 year trend is compiled, information is presented for those years for which information is available.

Employer

Summary of Actuarial Methods and Assumptions Used in the Calculation of the 2023 Contribution Rate*

Valuation Date:

Notes

Actuarially determined contribution rates are calculated as of December 31 each year, which is 12 months prior to the beginning of the fiscal year in which contributions are reported.

Methods and Assumptions Used to Determine 2023 Contribution Rates:

Actuarial Cost Method:

Aggregate entry age normal

Amortization Method:

Level percentage of payroll, closed

Remaining Amortization Period:

Non-Taxing bodies; 10 year rolling period.

Taxing bodies (Regular, SLEP, and ECO groups): 20 year closed period
Early Retirement Incentive Plan liabilities; a period up to 10 years selected by the Employer upon adoption of ERI.

SLEP supplemental liabilities attributable to Public Act 94-712 were financed over 15 years for most employers (five employers were financed over 16 years; one employer was financed over 17 years; two employers were financed over 18 years; one employer was financed over 21 years; three employers were financed over 24 years; four employers were financed over 25 years; and one employer was financed over 26 years).

Asset Valuation Method:

5 year smoothed market; 20% corridor

Wage Growth:

2.75%

Price Inflation:

2.25%

Salary Increases:

2.75% to 13.75%, including inflation

Investment Rate of Return:

7.25%

Retirement Age:

Experience-based table of rates that are specific to the type of eligibility condition; last updated for the 2020 valuation pursuant to an experience study of the period 2017 to 2019.

Mortality:

For non-disabled retirees, the Pub-2010, Amount-Weighted, below-median income, General, Retiree, Male (adjusted 106%) and Female (adjusted 105%) tables, and future mortality improvements projected using scale MP-2020. For disabled retirees, the Pub-2010, Amount-Weighted, below-median income, General, Disabled Retiree, Male and Female (both unadjusted) tables, and future mortality improvements projected using scale MP-2020. For active members, the Pub-2010, Amount-Weighted, below-median income, General, Employee, Male and Female (both unadjusted) tables, and future mortality improvements projected using scale MP-2020.


Other Information:

Notes:

There were no benefit changes during the year.

* Based on Valuation Assumptions used in the December 31, 2021, actuarial valuation.

FEDERAL COMPLIANCE SECTION



Audit / Tax / Consult

Russell Leigh

& Associates LLC • Certified Public Accountants

Independent Auditor's Report on Compliance for Each Major Program
and on Internal Control over Compliance Required by the Uniform Guidance

Board of Education
Bradley Bourbonnais Community High School District No. 307
Bradley, Illinois

Report on Compliance for Each Major Federal Program

Opinion on Each Major Federal Program

We have audited the Bradley Bourbonnais Community High School District No. 307's compliance with the types of compliance requirements identified as subject to audit in the OMB *Compliance Supplement* that could have a direct and material effect on each of the Bradley Bourbonnais Community High School District No. 307's major federal programs for the years ended June 30, 2024 and June 30, 2023. Bradley Bourbonnais Community High School District No. 307's major federal programs are identified in the summary of auditor's results section of the accompanying schedule of findings and questioned costs.

In our opinion, Bradley Bourbonnais Community High School District No. 307 complied, in all material respects, with the types of compliance requirements referred to above that could have a direct and material effect on each of its major federal programs for the years ended June 30, 2024 and June 30, 2023.

Basis for Opinion on Each Major Federal Program

We conducted our audit of compliance in accordance with auditing standards generally accepted in the United States of America; the standards applicable to financial audits contained in *Government Auditing Standards*, issued by the Comptroller General of the United States; and the audit requirements of Title 2 U.S. *Code of Federal Regulations* Part 200, *Uniform Administrative Requirements, Cost Principles, and Audit Requirements for Federal Awards* (Uniform Guidance). Our responsibilities under those standards and the Uniform Guidance are further described in the Auditor's Responsibilities for the Audit of Compliance section of our report.

We are required to be independent of Bradley Bourbonnais Community High School District No. 307 and to meet our other ethical responsibilities, in accordance with relevant ethical requirements relating to our audit. We believe that the audit evidence we have obtained is sufficient and appropriate to provide a basis for our opinion on compliance for each major federal program. Our audit does not provide a legal determination of Bradley Bourbonnais Community High School District No. 307's compliance with the compliance requirements referred to above.

Responsibilities of Management for Compliance

Management is responsible for compliance with the requirements referred to above and for the design, implementation, and maintenance of effective internal control over compliance with the requirements of laws, statutes, regulations, rules, and provisions of contracts or grant agreements applicable to Bradley Bourbonnais Community High School District No. 307

-53-

228 East Main Street
Hoopston, IL 60942
(217) 283-9336

Railroad Avenue
P.O. Box 134
Cissna Park, IL 60924
(815) 457-2335

100 North Tenth Street
Watseka, IL 60970
(815) 432-2090

420 East 1st, Suite 200
Gibson City, IL 60936
(217) 784-4720

Email: admin@russleigh.com

Auditor's Responsibilities for the Audit of Compliance

Our objectives are to obtain reasonable assurance about whether material noncompliance with the compliance requirements referred to above occurred, whether due to fraud or error, and express an opinion on Bradley Bourbonnais Community High School District No. 307's compliance based on our audit. Reasonable assurance is a high level of assurance but is not absolute assurance and therefore, is not a guarantee that an audit conducted in accordance with generally accepted auditing standards, *Government Auditing Standards*, and the Uniform Guidance will always detect material noncompliance when it exists. The risk of not detecting material noncompliance resulting from fraud is higher than for that resulting from error, as fraud may involve collusion, forgery, intentional omissions, misrepresentations, or the override of internal control. Noncompliance with the compliance requirements referred to above is considered material if there is a substantial likelihood that, individually or in the aggregate, it would influence the judgment made by a reasonable user of the report on compliance about Bradley Bourbonnais Community High School District No. 307's compliance with the requirements of each major federal program as a whole.

In performing an audit in accordance with generally accepted auditing standards, *Government Auditing Standards*, and the Uniform Guidance, we:

- Exercise professional judgment and maintain professional skepticism throughout the audit.
- Identify and assess the risks of material noncompliance, whether due to fraud or error, and design and perform audit procedures responsive to those risks. Such procedures include examining, on a test basis, evidence regarding Bradley Bourbonnais Community High School District No. 307's compliance with the compliance requirements referred to above and performing such other procedures as we considered necessary in the circumstances.
- Obtain an understanding of Bradley Bourbonnais Community High School District No. 307's internal control over compliance relevant to the audit in order to design audit procedures that are appropriate in the circumstances and to test and report on internal control over compliance in accordance with the Uniform Guidance, but not for the purpose of expressing an opinion on the effectiveness of Bradley Bourbonnais Community High School District No. 307's internal control over compliance. Accordingly, no such opinion is expressed.

We are required to communicate with those charged with governance regarding, among other matters, the planned scope and timing of the audit and any significant deficiencies and material weaknesses in internal control over compliance that we identified during the audit.

Other Matters

The results of our auditing procedures disclosed no instances of noncompliance which are required to be reported in accordance with the Uniform Guidance.

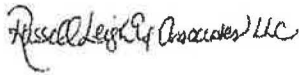
Report on Internal Control over Compliance

A *deficiency in internal control over compliance* exists when the design or operation of a control over compliance does not allow management or employees, in the normal course of performing their assigned functions, to prevent, or detect and correct, noncompliance with a type of compliance requirement of a federal program on a timely basis. A *material weakness in internal control over compliance* is a deficiency, or combination of deficiencies, in internal control over compliance, such that there is a reasonable possibility that material noncompliance with a type of compliance requirement of a federal program will not be prevented, or detected and corrected, on a timely basis. A *significant deficiency in internal control over compliance* is a deficiency, or a combination of deficiencies, in internal control over compliance with a type of compliance requirement of a federal program that is less severe than a material weakness in internal control over compliance, yet important enough to merit attention by those charged with governance.

Our consideration of internal control over compliance was for the limited purpose described in the Auditor's Responsibilities for the Audit of Compliance section and was not designed to identify all deficiencies in internal control over compliance that might be material weaknesses or significant deficiencies in internal control over compliance. Given these limitations, during our audit we did not identify any deficiencies in internal control over compliance that we consider to be material weaknesses, as defined above. However, material weaknesses or significant deficiencies in internal control over compliance may exist that have not been identified.

Our audit was not designed for the purpose of expressing an opinion on the effectiveness of internal control over compliance. Accordingly, no such opinion is expressed.

The purpose of this report on internal control over compliance is solely to describe the scope of our testing of internal control over compliance and the results of that testing based on the requirements of the Uniform Guidance. Accordingly, this report is not suitable for any other purpose.



Russell Leigh & Associates LLC

Hoopeston, IL
November 11, 2024

BRADLEY BOURBONNAIS CHSD #307
32-046-3070-16
SCHEDULE OF EXPENDITURES OF FEDERAL AWARDS
Year Ending June 30, 2024

Federal Grantor/Pass-Through Grantor Program or Cluster Title and Major Program Designation	AL Number ² (A)	ISBE Project # (1st 8 digits) or Contract # ³ (B)	Receipts/Revenues		Expenditure/Disbursements ⁴				Obligations/ Encumb. (G)	Final Status (E)+(F)+(G) (H)	Budget (I)
			Year 7/1/22-6/30/23 (C)	Year 7/1/23-6/30/24 (D)	Year 7/1/22-6/30/23 (E)	Year 7/1/21-6/30/22 Pass through to Subrecipients	Year 7/1/23-6/30/24 (F)	Year 7/1/22-6/30/23 Pass through to Subrecipients			
(M) Title IVA-Student Support-24	84.424a	4400		25,219			26,967			26,967	
(M) Title II-Teacher Quality-23	84.367a	4932	25,729	70,350	61,929		34,150			96,079	96,079
(M) Title II-Teacher Quality-24	84.367a	4932		49,224			64,858			64,858	64,858
										0	
Special Education Cluster										0	
(M) Federal-Special Ed-IDEA-23	84.027a	4620	346,152	146,711	492,863					492,863	492,863
(M) Federal-Special Ed-IDEA-24	84.027a	4620		332,328			509,515			509,515	509,515
(M) Federal Special Ed-IDEA-Rm&Bd-23	84.027a	4625	145,200	117,146	145,200		117,146			262,346	262,346
(M) Federal Special Ed-IDEA-Rm&Bd-24	84.027a	4625		54,162			54,162			54,162	54,162
										0	
Education Stabilization Cluster										0	
ESSER-E3-22	84.425u	4998	2,413,148	71,771	2,484,919					2,484,919	2,484,919
ESSER-ID-22	84.027x	4998		102,844	102,844					102,844	102,844
ESSER-D3-23	84.425u	4998		72,618	72,618					72,618	72,618
ESSER-D4-24	84.425d	4998		60,000			60,000			60,000	60,000
ESSER-E3-24	84.425u	4998		100,134			204,482			204,482	204,482
ESSER-ID-24	84.027x	47998		5,725			5,725			5,725	5,725

• (M) Program was audited as a major program as defined by §200.518.

*Include the total amount provided to subrecipients from each Federal program. §200.510 (b)(4).

The accompanying notes are an integral part of this schedule.

¹ To meet state or other requirements, auditees may decide to include certain nonfederal awards (for example, state awards) in this schedule. If such nonfederal data are presented, they should be segregated and clearly designated as nonfederal. The title of the schedule should also be modified to indicate that nonfederal awards are included.

² When the Assistance Listing (AL) number is not available, the auditee should indicate that the AL number is not available and include in the schedule the program's name and, if applicable, other identifying number.

³ When awards are received as a subrecipient, the name of the pass-through entity and identifying number assigned by the pass-through entity must be included in the schedule. §200.510 (b)(2)

⁴ The Uniform Guidance requires that the value of federal awards expended in the form of non-cash assistance, the amount of insurance in effect during the year, and loans or loan guarantees outstanding at year end be included in the schedule and suggests to include the amounts in the SEFA notes.

BRADLEY BOURBONNAIS CHSD #307
32-046-3070-16
SCHEDULE OF EXPENDITURES OF FEDERAL AWARDS
Year Ending June 30, 2024

Federal Grantor/Pass-Through Grantor Program or Cluster Title and Major Program Designation	AL Number ² (A)	ISBE Project # (1st 8 digits) or Contract # ³ (B)	Receipts/Revenues		Expenditure/Disbursements ⁴				Obligations/ Encumb. (G)	Final Status (E)+(F)+(G) (H)	Budget (I)
			Year 7/1/22-6/30/23 (C)	Year 7/1/23-6/30/24 (D)	Year 7/1/22-6/30/23 (E)	Year 7/1/21-6/30/22 Pass through to Subrecipients	Year 7/1/23-6/30/24 (F)	Year 7/1/22-6/30/23 Pass through to Subrecipients			
U.S. Department of Agriculture										0	
Passed Through Illinois State Board of Education										0	
School Nutrition Cluster										0	
School Lunch-Regular-23	10.555	4210	322,912	43,851	322,912		43,851			366,763	
School Lunch-Regular-24	10.555	4210		277,063			277,063			277,063	312,200
School Breakfast-23	10.553	4220	40,097	7,384	40,097		7,384			47,481	
School Breakfast-24	10.553	4220		48,197			48,197			48,197	58,990
School Commodities	10.555	4250		15,999			15,999			15,999	
Fresh Fruits & Vegetables	10.555	4250		29,473			29,476			29,476	
										0	
Total U.S. Department of Agriculture			363,009	421,967	363,009		421,967			784,976	
										0	
U.S. Department of Education										0	
Passed Through the Illinois State Board of Education										0	
(M) Title 1-Low Income-23	84.010a	4300	199,427	164,225	336,888		26,764			363,652	363,652
(M) Title 1-Low Income-24	84.010a	4300		198,318			355,430			355,430	355,430
(M) Title IVA-Student Support-23	84.424a	4400	937	6,833	25,831		325			26,156	

• (M) Program was audited as a major program as defined by §200.518.

*Include the total amount provided to subrecipients from each Federal program. §200.510 (b)(4).

The accompanying notes are an integral part of this schedule.

¹ To meet state or other requirements, auditees may decide to include certain nonfederal awards (for example, state awards) in this schedule. If such nonfederal data are presented, they should be segregated and clearly designated as nonfederal. The title of the schedule should also be modified to indicate that nonfederal awards are included.

² When the Assistance Listing (AL) number is not available, the auditee should indicate that the AL number is not available and include in the schedule the program's name and, if applicable, other identifying number.

³ When awards are received as a subrecipient, the name of the pass-through entity and identifying number assigned by the pass-through entity must be included in the schedule. §200.510 (b)(2)

⁴ The Uniform Guidance requires that the value of federal awards expended in the form of non-cash assistance, the amount of insurance in effect during the year, and loans or loan guarantees outstanding at year end be included in the schedule and suggests to include the amounts in the SEFA notes.

BRADLEY BOURBONNAIS CHSD #307
32-046-3070-16
SCHEDULE OF EXPENDITURES OF FEDERAL AWARDS
Year Ending June 30, 2024

Federal Grantor/Pass-Through Grantor Program or Cluster Title and Major Program Designation	AL Number ² (A)	ISBE Project # (1st 8 digits) or Contract # ³ (B)	Receipts/Revenues		Expenditure/Disbursements ⁴				Obligations/ Encumb. (G)	Final Status (E)+(F)+(G) (H)	Budget (I)
			Year 7/1/22-6/30/23 (C)	Year 7/1/23-6/30/24 (D)	Year 7/1/22-6/30/23 (E)	Year 7/1/21-6/30/22 Pass through to Subrecipients	Year 7/1/23-6/30/24 (F)	Year 7/1/22-6/30/23 Pass through to Subrecipients			
										0	
Total U.S. Department of Education			3,130,593	1,577,608	3,723,092		1,399,524			5,122,616	
										0	
U.S. Department of Health & Human Services										0	
Passed Through Illinois Department of Healthcare & Family Services										0	
Medicaid-Admin Outreach	93.778	4992		40,114			40,114			40,114	
DRS Workprogram	84.126	4505		71,975			71,975			71,975	
										0	
Total U.S. Dept of Health & Human Services				112,089			112,089			112,089	
										0	
										0	
Total Federal Financial Assistance			3,493,602	2,111,664	4,086,101		1,933,580			6,019,681	
										0	
										0	
										0	
										0	
										0	

• (M) Program was audited as a major program as defined by §200.518.

*Include the total amount provided to subrecipients from each Federal program. §200.510 (b)(4).

The accompanying notes are an integral part of this schedule.

¹ To meet state or other requirements, auditees may decide to include certain nonfederal awards (for example, state awards) in this schedule. If such nonfederal data are presented, they should be segregated and clearly designated as nonfederal. The title of the schedule should also be modified to indicate that nonfederal awards are included.

² When the Assistance Listing (AL) number is not available, the auditee should indicate that the AL number is not available and include in the schedule the program's name and, if applicable, other identifying number.

³ When awards are received as a subrecipient, the name of the pass-through entity and identifying number assigned by the pass-through entity must be included in the schedule. §200.510 (b)(2)

⁴ The Uniform Guidance requires that the value of federal awards expended in the form of non-cash assistance, the amount of insurance in effect during the year, and loans or loan guarantees outstanding at year end be included in the schedule and suggests to include the amounts in the SEFA notes.

NOTES TO THE SCHEDULE OF EXPENDITURES OF FEDERAL AWARDS (SEFA)

Year Ending June 30, 2024

Note 1: Basis of Presentation⁵

The accompanying Schedule of Expenditures of Federal Awards includes the federal grant activity of Bradley Bourbonnais CHSD #307 and is presented on the Cash Basis of Accounting. The information in this schedule is presented in accordance with the requirements of the Office of Management and Budget Uniform Administrative Requirements, Cost Principles, and Audit Requirements for Federal Awards. Therefore, some amounts presented in this schedule may differ from amounts presented in, or used in the preparation of, the basic financial statements.

Note 2: Indirect Facilities & Administration costs⁶

Auditee elected to use 10% de minimis cost rate?

x

YES

NO

Note 3: Subrecipients

Of the federal expenditures presented in the schedule, Bradley Bourbonnais CHSD #307 provided federal awards to subrecipients as follows:

[illegible]

Note 4: Non-Cash Assistance

The following amounts were expended in the form of non-cash assistance by Bradley Bourbonnais CHSD #307 and should be included in the Schedule of Expenditures of Federal Awards:

NON-CASH COMMODITIES (AL 10.555)**:

\$15,999

OTHER NON-CASH ASSISTANCE - DEPT. OF DEFENSE FRUITS & VEGETABLES

\$29,473

Total Non-Cash

\$45,472

Note 5: Other Information

Insurance coverage in effect paid with Federal funds during the fiscal year:

Property

no

Auto

no

General Liability

no

Workers Compensation

no

Loans/Loan Guarantees Outstanding at June 30:

по

District had Federal grants requiring matching expenditures

no

{Yes/No}

** The amount reported here should match the value reported for non-cash Commodities on the Indirect Cost Rate Computation page.

⁵ This note is included to meet the Uniform Guidance requirement that the schedule include notes that describe the significant accounting policies used in preparing the schedule. (§200.510 (b)(6))

⁶ The Uniform Guidance requires the Schedule of Expenditures of Federal Awards to note whether or not the auditee elected to use the 10% de minimis cost rate as covered in §200.414 Indirect (F&A) costs. §200.510 (b)(6)

BRADLEY BOURBONNAIS CHSD #307
32-046-3070-16
SCHEDULE OF FINDINGS AND QUESTIONED COSTS
Year Ending June 30, 2024

SECTION I - SUMMARY OF AUDITOR'S RESULTS

FINANCIAL STATEMENTS

Type of auditor's report issued:

Adverse-GAAP/Unmodified-Regulatory
(Unmodified, Qualified, Adverse, Disclaimer)

INTERNAL CONTROL OVER FINANCIAL REPORTING:

- Material weakness(es) identified? YES ☐ X None Reported
- Significant Deficiency(s) identified that are not considered to be material weakness(es)? YES ☐ X None Reported
- Noncompliance material to the financial statements noted? YES ☐ X NO

FEDERAL AWARDS

INTERNAL CONTROL OVER MAJOR PROGRAMS:

- Material weakness(es) identified? YES ☐ X None Reported
- Significant Deficiency(s) identified that are not considered to be material weakness(es)? YES ☐ X None Reported

Type of auditor's report issued on compliance for major programs:

Unmodified
(Unmodified, Qualified, Adverse, Disclaimer⁷)

Any audit findings disclosed that are required to be reported in accordance with §200.516 (a)?

YES ☐ X NO

IDENTIFICATION OF MAJOR PROGRAMS:⁸

AL NUMBER(S) ⁹	NAME OF FEDERAL PROGRAM or CLUSTER ¹⁰	AMOUNT OF FEDERAL PROGRAM
84.010a/84.424a/84.367a	School Improvement Cluster	508,494
84.027a	Special Education Cluster	680,823
	Total Amount Tested as Major	\$1,189,317

Total Federal Expenditures for 7/1/2022 - 6/30/2023

\$1,937,053

% tested as Major

61.40%

Dollar threshold used to distinguish between Type A and Type B programs:

\$750,000.00

Auditee qualified as low-risk auditee?

YES ☐ X NO

⁷ If the audit report for one or more major programs is other than unmodified, indicate the type of report issued for each program.
Example: "Unmodified for all major programs except for [name of program], which was modified and [name of program], which was a disclaimer."

⁸ Major programs should generally be reported in the same order as they appear on the SEFA.

⁹ When the AL number is not available, include other identifying number, if applicable.

¹⁰ The name of the federal program or cluster should be the same as that listed in the SEFA. For clusters, auditors are only required to list the name of the cluster.

BRADLEY BOURBONNAIS CHSD #307
32-046-3070-16
SCHEDULE OF FINDINGS AND QUESTIONED COSTS
Year Ending June 30, 2024

SECTION II - FINANCIAL STATEMENT FINDINGS

1. FINDING NUMBER:¹¹

2022 - _____

2. THIS FINDING IS:

☐

New

☐

Repeat from Prior Year?

Year originally reported? _____

3. Criteria or specific requirement

none

4. Condition

5. Context¹²

6. Effect

7. Cause

8. Recommendation

9. Management's response¹³

¹¹ A suggested format for assigning reference numbers is to use the digits of the fiscal year being audited followed by a numeric sequence of findings. For example, findings identified and reported in the audit of fiscal year 2021 would be assigned a reference number of 2021-001, 2021-002, etc. The sheet is formatted so that only the number need be entered (1, 2, etc.).

¹² Provide sufficient information for judging the prevalence and consequences of the finding, such as relation to universe of costs and/or number of items examined and quantification of audit findings in dollars.

¹³ See §200.521 *Management decision* for additional guidance on reporting management's response.

BRADLEY BOURBONNAIS CHSD #307
32-046-3070-16
SUMMARY SCHEDULE OF PRIOR AUDIT FINDINGS¹⁹
Year Ending June 30, 2024

[If there are no prior year audit findings, please submit schedule and indicate **NONE**]


<u>Finding Number</u>	<u>Condition</u>	<u>Current Status</u> ²⁰
none		

When possible, all prior findings should be on the same page

¹⁹ Explanation of this schedule - §200.511 (b)

²⁰ Current Status should include one of the following:

- A statement that corrective action was taken
- A description of any partial or planned corrective action
- An explanation if the corrective action taken was significantly different from that previously reported or in the management decision received from the pass-through entity.



Audit / Tax / Consult

Russell Leigh

& Associates LLC • Certified Public Accountants

Independent Auditor's Report on Supplemental Information

To the Board of Education
Bradley Bourbonnais Community High School District No. 307
Bradley, Illinois

We have audited the regulatory basis financial statements of the governmental activities, each major fund, and the aggregate remaining fund information of Bradley Bourbonnais Community High School District No. 307, as of and for the year ended June 30, 2024, and the related notes to the financial statement, which collectively comprise Bradley Bourbonnais Community High School District No. 307's basic regulatory basis financial statements. We issued our report thereon dated November 11, 2024, which contained an unmodified opinion on those financial statements.

Our audit was performed for the purpose of forming opinions on the financial statements that collectively comprise the basic financial statements. The Consolidated Year-End Financial Report is presented for purposes of additional analysis and is not a required part of the basic financial statements. Such information is the responsibility of management and was derived from and relates directly to the underlying accounting and auditing procedures applied in the audit of the basic financial statements and certain additional procedures, including comparing and reconciling such information directly to the underlying accounting and other records used to prepare the basic financial statements or to the basic financial statements themselves, and other additional procedures in accordance with auditing standards generally accepted in the United States of America. In our opinion, the Consolidated Year-End Financial Report is fairly stated in all material respects in relation to the basic financial statements as a whole.

Russell Leigh & Associates LLC

Russell Leigh & Associates LLC

Hoopeston, Illinois
November 11, 2024

-61-

228 East Main Street
Hoopeston, IL 60942
(217) 283-9336

Railroad Avenue
P.O. Box 134
Cissna Park, IL 60924
(815) 457-2335

100 North Tenth Street
Watseka, IL 60970
(815) 432-2090

420 East 1st, Suite 200
Gibson City, IL 60936
(217) 784-4720

Email: admin@russleigh.com

APPENDIX B

PROPOSED FORM OF OPINION OF BOND COUNSEL

[LETTERHEAD OF CHAPMAN AND CUTLER LLP]

[TO BE DATED CLOSING DATE]

Community High School District Number 307
Kankakee County, Illinois

We hereby certify that we have examined certified copy of the proceedings (the "*Proceedings*") of the Board of Education of Community High School District Number 307, Kankakee County, Illinois (the "*District*"), passed preliminary to the issue by the District of its fully registered General Obligation School Bonds, Series 2025 (the "*Bonds*"), to the amount of \$_____, dated _____, 2025, due serially on December 1 of the years and in the amounts and bearing interest as follows:

2040	\$	%
2041		%
2042		%

being subject to redemption prior to maturity at the option of the District as a whole or in part in any order of their maturity as determined by the District (less than all of the Bonds of a single maturity to be selected by the Bond Registrar), on December 1, 20__, or on any date thereafter, at the redemption price of par plus accrued interest to the redemption date, as provided in the Proceedings, and we are of the opinion that the Proceedings show lawful authority for said issue under the laws of the State of Illinois now in force.

We further certify that we have examined the form of bond prescribed for said issue and find the same in due form of law, and in our opinion said issue, to the amount named, is valid and legally binding upon the District and is payable from any funds of the District legally available for such purpose, and all taxable property in the District is subject to the levy of taxes to pay the same without limitation as to rate or amount, except that the rights of the owners of the Bonds and the enforceability of the Bonds may be limited by bankruptcy, insolvency, moratorium, reorganization and other similar laws affecting creditors' rights and by equitable principles, whether considered at law or in equity, including the exercise of judicial discretion.

It is our opinion that, subject to the District's compliance with certain covenants, under present law, interest on the Bonds is excludible from gross income of the owners thereof for federal income tax purposes and is not includible as an item of tax preference in computing the alternative minimum tax for individuals under the Internal Revenue Code of 1986, as amended (the "*Code*"). Interest on the Bonds may affect the corporate alternative minimum tax for certain corporations. Failure to comply with certain of such District covenants could cause interest on the Bonds to be includible in gross income for federal income tax purposes retroactively to the date of issuance of

the Bonds. Ownership of the Bonds may result in other federal tax consequences to certain taxpayers, and we express no opinion regarding any such collateral consequences arising with respect to the Bonds.

It is also our opinion that the Bonds are “qualified tax-exempt obligations” pursuant to Section 265(b)(3) of the Code.

We express no opinion herein as to the accuracy, adequacy or completeness of any information furnished to any person in connection with any offer or sale of the Bonds.

In rendering this opinion, we have relied upon certifications of the District with respect to certain material facts within the District’s knowledge. Our opinion represents our legal judgment based upon our review of the law and the facts that we deem relevant to render such opinion and is not a guarantee of a result. This opinion is given as of the date hereof and we assume no obligation to revise or supplement this opinion to reflect any facts or circumstances that may hereafter come to our attention or any changes in law that may hereafter occur.

APPENDIX C

PROPOSED FORM OF CONTINUING DISCLOSURE UNDERTAKING FOR THE PURPOSE OF PROVIDING CONTINUING DISCLOSURE INFORMATION UNDER SECTION (b)(5) OF RULE 15c2-12

This Continuing Disclosure Undertaking (this “*Agreement*”) is executed and delivered by Community High School District Number 307, Kankakee County, Illinois (the “*District*”), in connection with the issuance of \$ _____ General Obligation School Bonds, Series 2025 (the “*Bonds*”). The Bonds are being issued pursuant to a resolution adopted by the Board of Education of the District on the 13th day of October, 2025 (the “*Resolution*”).

In consideration of the issuance of the Bonds by the District and the purchase of such Bonds by the beneficial owners thereof, the District covenants and agrees as follows:

1. PURPOSE OF THIS AGREEMENT. This Agreement is executed and delivered by the District as of the date set forth below, for the benefit of the beneficial owners of the Bonds and in order to assist the Participating Underwriters in complying with the requirements of the Rule (as defined below). The District represents that it will be the only obligated person with respect to the Bonds at the time the Bonds are delivered to the Participating Underwriters and that no other person is expected to become so committed at any time after issuance of the Bonds.

2. DEFINITIONS. The terms set forth below shall have the following meanings in this Agreement, unless the context clearly otherwise requires.

Annual Financial Information means information of the type contained under the following headings and subheadings of, and in the following exhibits to, the Official Statement:

THE DISTRICT-Enrollment

FINANCIAL INFORMATION AND ECONOMIC CHARACTERISTICS OF THE DISTRICT

—Direct General Obligation Bonds (Principal Only)

—Alternate Revenue Bonds (Principal Only)

—Selected Financial Information (only as it relates to direct debt)

—Composition of EAV

—Trend of EAV

—Taxes Extended and Collected

—School District Tax Rates by Purpose

Exhibit A—Combined Statement of Revenues, Expenditures and Changes in Fund Balance

Exhibit C—General Fund Revenue Sources

Annual Financial Information Disclosure means the dissemination of disclosure concerning Annual Financial Information and the dissemination of the Audited Financial Statements as set forth in Section 4.

Audited Financial Statements means the audited financial statements of the District prepared pursuant to the principles and as described in *Exhibit I*.

Commission means the Securities and Exchange Commission.

Dissemination Agent means any agent designated as such in writing by the District and which has filed with the District a written acceptance of such designation, and such agent's successors and assigns.

EMMA means the MSRB through its Electronic Municipal Market Access system for municipal securities disclosure or through any other electronic format or system prescribed by the MSRB for purposes of the Rule.

Exchange Act means the Securities Exchange Act of 1934, as amended.

Financial Obligation means a (a) debt obligation; (b) derivative instrument entered into in connection with, or pledged as security or a source of payment for, an existing or planned debt obligation; or (c) guarantee of a debt obligation or any such derivative instrument; *provided* that "financial obligation" shall not include municipal securities as to which a final official statement (as defined in the Rule) has been provided to the MSRB consistent with the Rule.

MSRB means the Municipal Securities Rulemaking Board.

Official Statement means the Official Statement, dated _____, 2025, and relating to the Bonds.

Participating Underwriter means each broker, dealer or municipal securities dealer acting as an underwriter in the primary offering of the Bonds.

Reportable Event means the occurrence of any of the Events with respect to the Bonds set forth in *Exhibit II*.

Reportable Events Disclosure means dissemination of a notice of a Reportable Event as set forth in Section 5.

Rule means Rule 15c2-12 adopted by the Commission under the Exchange Act, as the same may be amended from time to time.

State means the State of Illinois.

Undertaking means the obligations of the District pursuant to Sections 4 and 5.

3. CUSIP NUMBERS. The CUSIP Numbers of the Bonds are set forth in *Exhibit III*. All filings required under this Agreement will be filed on EMMA under these CUSIP Numbers. If the Bonds are refunded after the date hereof, the District will also make all filings required under this Agreement under any new CUSIP Numbers assigned to the Bonds as a result of such refunding,

to the extent the District remains legally liable for the payment of such Bonds. The District will not make any filings pursuant to this Agreement under new CUSIP Numbers assigned to any of the Bonds after the date hereof as a result of a holder of the Bonds obtaining a bond insurance policy or other credit enhancement with respect to some or all of the outstanding Bonds in the secondary market.

4. ANNUAL FINANCIAL INFORMATION DISCLOSURE. Subject to Section 8 of this Agreement, the District hereby covenants that it will disseminate its Annual Financial Information and its Audited Financial Statements (in the form and by the dates set forth in *Exhibit I*) to EMMA in such manner and format and accompanied by identifying information as is prescribed by the MSRB or the Commission at the time of delivery of such information and by such time so that such entities receive the information by the dates specified. MSRB Rule G-32 requires all EMMA filings to be in word-searchable PDF format. This requirement extends to all documents to be filed with EMMA, including financial statements and other externally prepared reports.

If any part of the Annual Financial Information can no longer be generated because the operations to which it is related have been materially changed or discontinued, the District will disseminate a statement to such effect as part of its Annual Financial Information for the year in which such event first occurs.

If any amendment or waiver is made to this Agreement, the Annual Financial Information for the year in which such amendment or waiver is made (or in any notice or supplement provided to EMMA) shall contain a narrative description of the reasons for such amendment or waiver and its impact on the type of information being provided.

5. REPORTABLE EVENTS DISCLOSURE. Subject to Section 8 of this Agreement, the District hereby covenants that it will disseminate in a timely manner (not in excess of ten business days after the occurrence of the Reportable Event) Reportable Events Disclosure to EMMA in such manner and format and accompanied by identifying information as is prescribed by the MSRB or the Commission at the time of delivery of such information. References to “material” in *Exhibit II* refer to materiality as it is interpreted under the Exchange Act. MSRB Rule G-32 requires all EMMA filings to be in word-searchable PDF format. This requirement extends to all documents to be filed with EMMA, including financial statements and other externally prepared reports. Notwithstanding the foregoing, notice of optional or unscheduled redemption of any Bonds or defeasance of any Bonds need not be given under this Agreement any earlier than the notice (if any) of such redemption or defeasance is given to the Bondholders pursuant to the Resolution.

6. CONSEQUENCES OF FAILURE OF THE DISTRICT TO PROVIDE INFORMATION. The District shall give notice in a timely manner to EMMA of any failure to provide Annual Financial Information Disclosure when the same is due hereunder.

In the event of a failure of the District to comply with any provision of this Agreement, the beneficial owner of any Bond may seek mandamus or specific performance by court order, to cause the District to comply with its obligations under this Agreement. A default under this Agreement shall not be deemed a default under the Resolution, and the sole remedy under this

Agreement in the event of any failure of the District to comply with this Agreement shall be an action to compel performance.

7. AMENDMENTS; WAIVER. Notwithstanding any other provision of this Agreement, the District by resolution authorizing such amendment or waiver, may amend this Agreement, and any provision of this Agreement may be waived, if:

(a) (i) The amendment or waiver is made in connection with a change in circumstances that arises from a change in legal requirements, including without limitation, pursuant to a “no-action” letter issued by the Commission, a change in law, or a change in the identity, nature, or status of the District, or type of business conducted; or

(ii) This Agreement, as amended, or the provision, as waived, would have complied with the requirements of the Rule at the time of the primary offering, after taking into account any amendments or interpretations of the Rule, as well as any change in circumstances; and

(b) The amendment or waiver does not materially impair the interests of the beneficial owners of the Bonds, as determined by parties unaffiliated with the District (such as Bond Counsel).

In the event that the Commission or the MSRB or other regulatory authority shall approve or require Annual Financial Information Disclosure or Reportable Events Disclosure to be made to a central post office, governmental agency or similar entity other than EMMA or in lieu of EMMA, the District shall, if required, make such dissemination to such central post office, governmental agency or similar entity without the necessity of amending this Agreement.

8. TERMINATION OF UNDERTAKING. The Undertaking of the District shall be terminated hereunder if the District shall no longer have any legal liability for any obligation on or relating to repayment of the Bonds under the Resolution.

9. FUTURE CHANGES TO THE RULE. As set forth in Section 1 of this Agreement, the District has executed and delivered this Agreement solely and only to assist the Participating Underwriters in complying with the requirements of the Rule. Therefore, notwithstanding anything in this Agreement to the contrary, in the event the Commission, the MSRB or other regulatory authority shall approve or require changes to the requirements of the Rule, the District shall be permitted, but shall not be required, to unilaterally modify the covenants in this Agreement, without complying with the requirements of Section 7 of this Agreement, in order to comply with, or conform to, such changes. In the event of any such modification of this Agreement, the District shall file a copy of this Agreement, as revised, on EMMA in a timely manner.

10. DISSEMINATION AGENT. The District may, from time to time, appoint or engage a Dissemination Agent to assist it in carrying out its obligations under this Agreement, and may discharge any such Dissemination Agent, with or without appointing a successor Dissemination Agent.

11. ADDITIONAL INFORMATION. Nothing in this Agreement shall be deemed to prevent the District from disseminating any other information, using the means of dissemination set forth in this Agreement or any other means of communication, or including any other information in any Annual Financial Information Disclosure or notice of occurrence of a Reportable Event, in addition to that which is required by this Agreement. If the District chooses to include any information from any document or notice of occurrence of a Reportable Event in addition to that which is specifically required by this Agreement, the District shall have no obligation under this Agreement to update such information or include it in any future disclosure or notice of occurrence of a Reportable Event.

12. BENEFICIARIES. This Agreement has been executed in order to assist the Participating Underwriters in complying with the Rule; however, this Agreement shall inure solely to the benefit of the District, the Dissemination Agent, if any, and the beneficial owners of the Bonds, and shall create no rights in any other person or entity.

13. RECORDKEEPING. The District shall maintain records of all Annual Financial Information Disclosure and Reportable Events Disclosure, including the content of such disclosure, the names of the entities with whom such disclosure was filed and the date of filing such disclosure.

14. ASSIGNMENT. The District shall not transfer its obligations under the Resolution unless the transferee agrees to assume all obligations of the District under this Agreement or to execute an Undertaking under the Rule.

15. GOVERNING LAW. This Agreement shall be governed by the laws of the State.

COMMUNITY HIGH SCHOOL DISTRICT
NUMBER 307, KANKAKEE COUNTY, ILLINOIS

By _____
President, Board of Education

Date: _____, 2025

EXHIBIT I
ANNUAL FINANCIAL INFORMATION AND TIMING AND AUDITED
FINANCIAL STATEMENTS

All or a portion of the Annual Financial Information and the Audited Financial Statements as set forth below may be included by reference to other documents which have been submitted to EMMA or filed with the Commission. If the information included by reference is contained in an Official Statement, the Official Statement must be available on EMMA; the Official Statement need not be available from the Commission. The District shall clearly identify each such item of information included by reference.

Annual Financial Information exclusive of Audited Financial Statements will be submitted to EMMA by 270 days after the last day of the District's fiscal year (currently June 30), beginning with the fiscal year ended June 30, 2025. Audited Financial Statements as described below should be filed at the same time as the Annual Financial Information. If Audited Financial Statements are not available when the Annual Financial Information is filed, Audited Financial Statements will be submitted to EMMA within 30 days after availability to the District.

Audited Financial Statements will be prepared in accordance with accounting principles mandated by the Illinois State Board of Education.

If any change is made to the Annual Financial Information as permitted by Section 4 of the Agreement, the District will disseminate a notice of such change as required by Section 4.

EXHIBIT II
EVENTS WITH RESPECT TO THE BONDS FOR WHICH
REPORTABLE EVENTS DISCLOSURE IS REQUIRED

1. Principal and interest payment delinquencies
2. Non-payment related defaults, if material
3. Unscheduled draws on debt service reserves reflecting financial difficulties
4. Unscheduled draws on credit enhancements reflecting financial difficulties
5. Substitution of credit or liquidity providers, or their failure to perform
6. Adverse tax opinions, the issuance by the Internal Revenue Service of proposed or final determinations of taxability, Notices of Proposed Issue (IRS Form 5701-TEB) or other material notices or determinations with respect to the tax status of the security, or other material events affecting the tax status of the security
7. Modifications to the rights of security holders, if material
8. Bond calls, if material, and tender offers
9. Defeasances
10. Release, substitution or sale of property securing repayment of the securities, if material
11. Rating changes
12. Bankruptcy, insolvency, receivership or similar event of the District*
13. The consummation of a merger, consolidation, or acquisition involving the District or the sale of all or substantially all of the assets of the District, other than in the ordinary course of business, the entry into a definitive agreement to undertake such an action or the termination of a definitive agreement relating to any such actions, other than pursuant to its terms, if material
14. Appointment of a successor or additional trustee or the change of name of a trustee, if material
15. Incurrence of a Financial Obligation of the District, if material, or agreement to covenants, events of default, remedies, priority rights, or other similar terms of a Financial Obligation of the District, any of which affect security holders, if material
16. Default, event of acceleration, termination event, modification of terms, or other similar events under the terms of a Financial Obligation of the District, any of which reflect financial difficulties

* This event is considered to occur when any of the following occur: the appointment of a receiver, fiscal agent or similar officer for the District in a proceeding under the U.S. Bankruptcy Code or in any other proceeding under state or federal law in which a court or governmental authority has assumed jurisdiction over substantially all of the assets or business of the District, or if such jurisdiction has been assumed by leaving the existing governing body and officials or officers in possession but subject to the supervision and orders of a court or governmental authority, or the entry of an order confirming a plan of reorganization, arrangement or liquidation by a court or governmental authority having supervision or jurisdiction over substantially all of the assets or business of the District.

EXHIBIT III
CUSIP NUMBERS

MATURITY (DECEMBER 1)	CUSIP NUMBER (484386)
2040	
2041	
2042	

APPENDIX D

SPECIMEN MUNICIPAL BOND INSURANCE POLICY



MUNICIPAL BOND INSURANCE POLICY

ISSUER:

Policy No.: -N

BONDS: \$ in aggregate principal amount of

Effective Date:

Premium: \$

ASSURED GUARANTY INC. ("AG"), for consideration received, hereby UNCONDITIONALLY AND IRREVOCABLY agrees to pay to the trustee (the "Trustee") or paying agent (the "Paying Agent") (as set forth in the documentation providing for the issuance of and securing the Bonds) for the Bonds, for the benefit of the Owners or, at the election of AG, directly to each Owner, subject only to the terms of this Policy (which includes each endorsement hereto), that portion of the principal of and interest on the Bonds that shall become Due for Payment but shall be unpaid by reason of Nonpayment by the Issuer.

On the later of the day on which such principal and interest becomes Due for Payment or the Business Day next following the Business Day on which AG shall have received Notice of Nonpayment, AG will disburse to or for the benefit of each Owner of a Bond the face amount of principal of and interest on the Bond that is then Due for Payment but is then unpaid by reason of Nonpayment by the Issuer, but only upon receipt by AG, in a form reasonably satisfactory to it, of (a) evidence of the Owner's right to receive payment of the principal or interest then Due for Payment and (b) evidence, including any appropriate instruments of assignment, that all of the Owner's rights with respect to payment of such principal or interest that is Due for Payment shall thereupon vest in AG. A Notice of Nonpayment will be deemed received on a given Business Day if it is received prior to 1:00 p.m. (New York time) on such Business Day; otherwise, it will be deemed received on the next Business Day. If any Notice of Nonpayment received by AG is incomplete, it shall be deemed not to have been received by AG for purposes of the preceding sentence and AG shall promptly so advise the Trustee, Paying Agent or Owner, as appropriate, who may submit an amended Notice of Nonpayment. Upon disbursement in respect of a Bond, AG shall become the owner of the Bond, any appurtenant coupon to the Bond or right to receipt of payment of principal of or interest on the Bond and shall be fully subrogated to the rights of the Owner, including the Owner's right to receive payments under the Bond, to the extent of any payment by AG hereunder. Payment by AG to the Trustee or Paying Agent for the benefit of the Owners shall, to the extent thereof, discharge the obligation of AG under this Policy.

Except to the extent expressly modified by an endorsement hereto, the following terms shall have the meanings specified for all purposes of this Policy. "Business Day" means any day other than (a) a Saturday or Sunday or (b) a day on which banking institutions in the State of New York or the Insurer's Fiscal Agent are authorized or required by law or executive order to remain closed. "Due for Payment" means (a) when referring to the principal of a Bond, payable on the stated maturity date thereof or the date on which the same shall have been duly called for mandatory sinking fund redemption and does not refer to any earlier date on which payment is due by reason of call for redemption (other than by mandatory sinking fund redemption), acceleration or other advancement of maturity unless AG shall elect, in its sole discretion, to pay such principal due upon such acceleration together with any accrued interest to the date of acceleration and (b) when referring to interest on a Bond, payable on the stated date for payment of interest. "Nonpayment" means, in respect of a Bond, the failure of the Issuer to have provided sufficient funds to the Trustee or, if there is no Trustee, to the Paying Agent for payment in full of all principal and interest that is Due for Payment on such Bond. "Nonpayment" shall also include, in respect of a Bond, any payment of principal or interest that is Due for Payment made to an Owner by or on behalf of the Issuer which has been recovered from such Owner pursuant to the United States Bankruptcy Code by a trustee in bankruptcy in accordance with a final, nonappealable order of a court having competent jurisdiction. "Notice" means telephonic or telecopied notice, subsequently confirmed in a signed writing, or written notice by registered or certified mail, from an Owner, the Trustee or the Paying Agent to AG which notice shall specify (a) the person or entity making the claim, (b) the Policy Number, (c) the claimed amount and (d) the date such claimed amount became Due for Payment. "Owner" means, in respect of a Bond, the person or entity who, at the time of Nonpayment, is entitled under the terms of such Bond to payment thereof, except that "Owner" shall not include the Issuer or any person or entity whose direct or indirect obligation constitutes the underlying security for the Bonds.

AG may appoint a fiscal agent (the "Insurer's Fiscal Agent") for purposes of this Policy by giving written notice to the Trustee and the Paying Agent specifying the name and notice address of the Insurer's Fiscal Agent. From and after the date of receipt of such notice by the Trustee and the Paying Agent, (a) copies of all notices required to be delivered to AG pursuant to this Policy shall be simultaneously delivered to the Insurer's Fiscal Agent and to AG and shall not be deemed received until received by both and (b) all payments required to be made by AG under this Policy may be made directly by AG or by the Insurer's Fiscal Agent on behalf of AG. The Insurer's Fiscal Agent is the agent of AG only and the Insurer's Fiscal Agent shall in no event be liable to any Owner for any act of the Insurer's Fiscal Agent or any failure of AG to deposit or cause to be deposited sufficient funds to make payments due under this Policy.

To the fullest extent permitted by applicable law, AG agrees not to assert, and hereby waives, only for the benefit of each Owner, all rights (whether by counterclaim, setoff or otherwise) and defenses (including, without limitation, the defense of fraud), whether acquired by subrogation, assignment or otherwise, to the extent that such rights and defenses may be available to AG to avoid payment of its obligations under this Policy in accordance with the express provisions of this Policy.

This Policy sets forth in full the undertaking of AG, and shall not be modified, altered or affected by any other agreement or instrument, including any modification or amendment thereto. Except to the extent expressly modified by an endorsement hereto, (a) any premium paid in respect of this Policy is nonrefundable for any reason whatsoever, including payment, or provision being made for payment, of the Bonds prior to maturity and (b) this Policy may not be canceled or revoked. THIS POLICY IS NOT COVERED BY THE PROPERTY/CASUALTY INSURANCE SECURITY FUND SPECIFIED IN ARTICLE 76 OF THE NEW YORK INSURANCE LAW.

In witness whereof, ASSURED GUARANTY INC. has caused this Policy to be executed on its behalf by its Authorized Officer.

ASSURED GUARANTY INC.

By _____
Authorized Officer

1633 Broadway, New York, N.Y. 10019
Form 500 (8/24)

(212) 974-0100